



# JT030N065WED/FED

## 主要参数 MAIN CHARACTERISTICS

● IC	● 30 A
● VCES	● 650V
● Vcesat-typ (Vge=15V)	● 1.75V

### 用途

- 逆变器
- UPS 电源

### APPLICATIONS

- General purpose inverters
- UPS

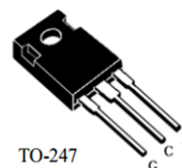
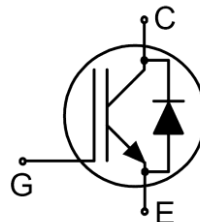
### 产品特性

- 低栅极电荷
- Trench FS 技术
- 通态压降  
 $V_{CE(sat)}$ , typ = 1.75V  
 $I_C = 30A$  and  $T_C = 25^\circ C$
- RoHS 产品


### FEATURES

- Low gate charge
- Trench FS Technology
- saturation voltage  
 $V_{CE(sat)}$ , typ = 1.75V  
 $I_C = 30A$  and  $T_C = 25^\circ C$
- RoHS product

## 封装 Package



TO-247



TO-220MF

## 订货信息 ORDER MESSAGE

订货型号 Order codes				印 记 Marking	封 装 Package
有卤-条管 Halogen-Tube	无卤-条管 Halogen-Free-Tube	有卤-编带 Halogen-Reel	无卤-编带 Halogen-Free-Reel		
JT030N065WED-GE-B	JT030N065WED-GE-BR	N/A	N/A	JT030N065WED	TO-247
JT030N065FED-F-B	JT030N065FED-F-BR	N/A	N/A	JT030N065FED	TO-220MF



绝对最大额定值 ABSOLUTE RATINGS (T<sub>C</sub>=25℃)

项 目 Parameter	符 号 Symbol	数 值 Value		单 位 Unit
		JT030N065WED	JT030N065FED	
最高集电极-发射极直流电压 Collector-Emmitter Voltage	V <sub>CES</sub>	650		V
*连续集电极电流 Collector Current-continuous	I <sub>C</sub>	60(T <sub>C</sub> =25℃)		A
		30(T <sub>C</sub> =100℃)		A
最大脉冲集电极极电流 (注 1) Collector Current – pulse (note 1)	I <sub>CM</sub>	120		A
二极管正向测试电流 Diode RMS forward current	I <sub>F</sub>	60 (T <sub>C</sub> =25℃)		A
		30(T <sub>C</sub> =100℃)		A
二极管正向不重复峰值电流 (浪涌电流) Surge non repetitive forward current tp= 10 ms sinusoidal	I <sub>FSM</sub>	120		A
最高栅极发射极电压 Gate-Emmitter Voltage	V <sub>GES</sub>	±20		V
Turn-off safe area 安全工作区	-	120		A
耗散功率 Power Dissipation	P <sub>D</sub> TC=25℃	234	46	W
存储温度 Storage Temperature Range	T <sub>STG</sub>	-55~+150		℃
结温 Junction Temperature Range	T <sub>J</sub>	-55~+175		℃
引线最高焊接温度 Maximum Lead Temperature for Soldering Purposes	T <sub>L</sub>	300		℃

\*连续集电极电流由最高结温限制

\*Collector current limited by maximum junction temperature

注释:

1: 脉冲宽度由最高结温限制

Notes:

1: Pulse width limited by maximum junction temperature





## 电特性 ELECTRICAL CHARACTERISTICS

项 目 Parameter	符 号 Symbol	测试条件 Tests conditions	最小 Min	典型 Typ	最大 Max	单位 Units
<b>关态特性 Off -Characteristics</b>						
集电极-发射极击穿电压 Collector-Emmitter Voltage	BVCES	IC=250μA, VGE=0V	650	-	-	V
击穿电压温度特性 Breakdown Voltage Temperature Coefficient	ΔBVCES/ΔTJ	IC=0.5mA, referenced to 25°C	-	0.6	-	V/°C
零栅压下集电极漏电流 Zero Gate Voltage Collector Current	ICES	VCE=650V, VGE=0V, TC=25°C	-	-	20	μA
		VCE=650V, VGE=0V, TC=175°C	-	-	2	mA
正向栅极体漏电流 Gate-body leakage current,forward	IGESF	VCE=0V, VGE =20V	-	-	200	nA
反向栅极体漏电流 Gate-body leakage current,reverse	IGESR	VCE=0V, VGE =-20V	-	-	-200	nA
<b>通态特性 On-Characteristics</b>						
阈值电压 Gate Threshold Voltage	VGE(th)	VCE = VGE , IC=250μA	4.5	-	6.5	V
饱和压降 Collector-Emmitter saturation Voltage	VCESAT	VGE=15V IC=30A Tc=25°C	-	1.75	2.1	V
		VGE=15V IC=30A Tc=125°C	-	1.95	-	V
		VGE=15V IC=30A Tc=175°C	-	2.1	-	V
<b>动态特性 Dynamic Characteristics</b>						
输入电容 Input capacitance	Cies	VCE=25V, VGE=0V, f=1.0MHZ	-	1830	-	pF
输出电容 Output capacitance	Coes		-	160	-	pF
反向传输电容 Reverse transfer capacitance	Cres		-	50.3	-	pF
栅极电荷总量 Total Gate Charge	Qg	VCC=520V, Ic=30A, RG=7.9Ω, VGE=15 V TC=25°C	-	64.5	-	nC
栅极-反射极 Gate to emitter charge	Qge		-	18.1	-	
栅极-集电极 Gate to collector charge	Qgc		-	23.7	-	
栅极电阻-Gate resistance	Rg	f=1 MHz, open collector	-	1.1	-	Ω
短路电流-short current	Isc	VGE=15V, VCE=360V, Tj≤150°C, t≤10μs	-	150	-	A





## 电特性 ELECTRICAL CHARACTERISTICS

开关特性 Switching Characteristics							
项 目 Parameter	符 号 Symbol	测试条件 Tests conditions	最小 Min	典型 Typ	最大 Max	单位 Units	
开启延迟时间 Turn-On delay time	td(on)	VCC=400V,Ic=30A, RG=7.9Ω VGE=15 V TC=25°C	-	27.0	-	ns	
上升时间 Turn-On rise time	tr		-	67.0	-	ns	
关断延迟时间 Turn-Off delay time	td(off)		-	67.0	-	ns	
下降时间 Turn-Off Fall time	tf		-	44.0	-	ns	
开通损耗 Turn-On energy	Eon		-	0.83	-	mJ	
关断损耗 Turn-off energy	Eoff		-	0.36	-	mJ	
总开关损耗 Total switching energy	Etot		-	1.19	-	mJ	
开启延迟时间 Turn-On delay time	td(on)		VCC=400V,Ic=30A, RG=7.9Ω VGE=15 V TC=175°C	-	27.0	-	ns
上升时间 Turn-On rise time	tr			-	68.0	-	ns
关断延迟时间 Turn-Off delay time	td(off)			-	90.0	-	ns
下降时间 Turn-Off Fall time	tf			-	59.0	-	ns
开通损耗 Turn-On energy	Eon				1.09		mJ
关断损耗 Turn-off energy	Eoff			0.58		mJ	
总开关损耗 Total switching energy	Etot			1.67		mJ	

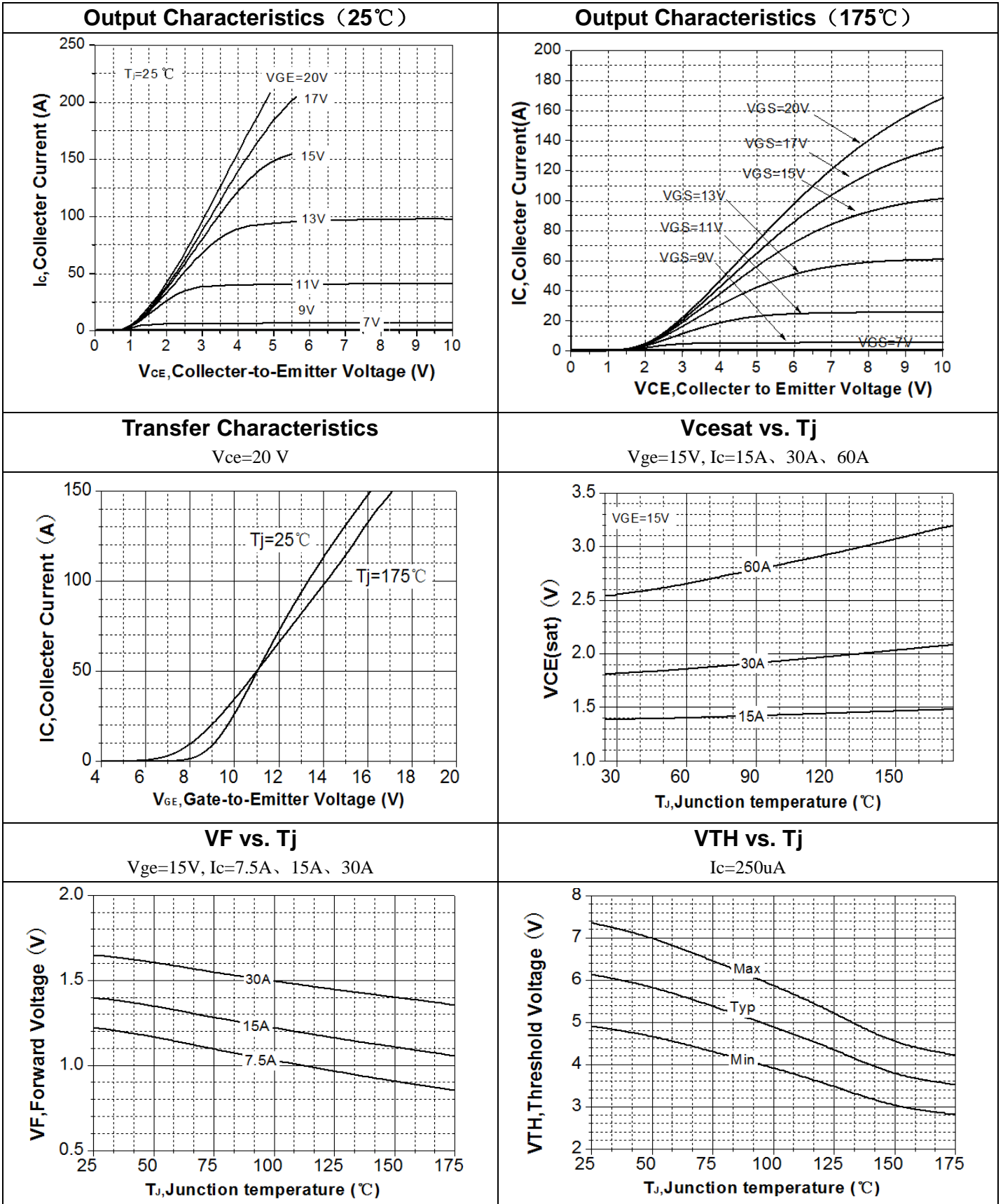
反并联二极管特性及最大额定值 Anti-Parallel Diode Characteristics and Maximum Ratings						
正向压降 Drain-Source Diode Forward Voltage	VF	VGE=0V, IS=15A	-	1.5	2.2	V
反向恢复时间 Diode Reverse recovery time	trr	VGE=0V, VR=400V IF=30A dIF/dt=100A/μs TC=25°C	-	155	-	ns
反向恢复电荷 Diode Reverse recovery charge	Qrr		-	85.0	-	nC
反向恢复电流 Diode Reverse recovery Current	IRRM		-	1.14	-	A
反向恢复时间 Diode Reverse recovery time	trr		VGE=0V, VR=400V IF=30A dIF/dt=100A/μs TC=175°C	-	307	-
反向恢复电荷 Diode Reverse recovery charge	Qrr	-		685	-	nC
反向恢复电流 Diode Reverse recovery Current	IRRM	-		3.98	-	A

项 目 Parameter	符 号 Symbol	典型 Typ		单 位 Unit
		JT030N065WED	JT030N065FED	
结到管壳的热阻 Thermal Resistance, Junction to Case	Rth(j-c)	0.64	3.23	°C/W
结到环境的热阻 Thermal Resistance, Junction to Ambient	Rth(j-A)	40	43.2	°C/W





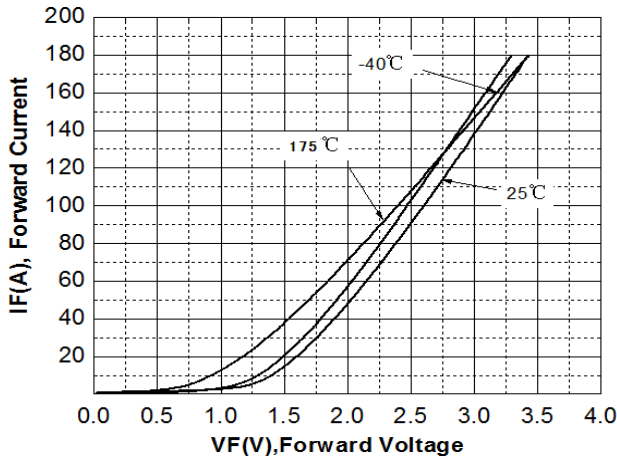
特征曲线 ELECTRICAL CHARACTERISTICS (curves)





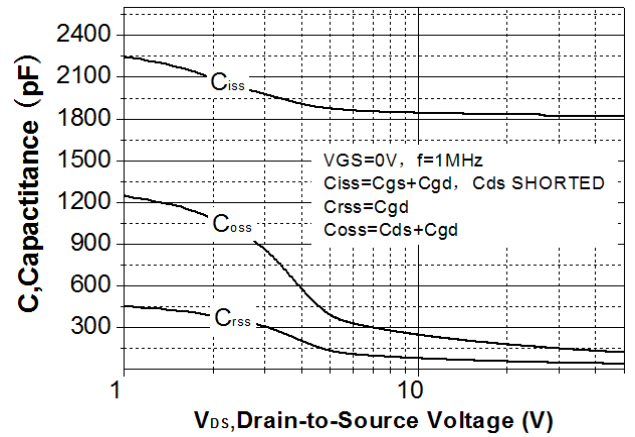
**Diode Characteristic**

$T_j=25^\circ\text{C}, 175^\circ\text{C}$



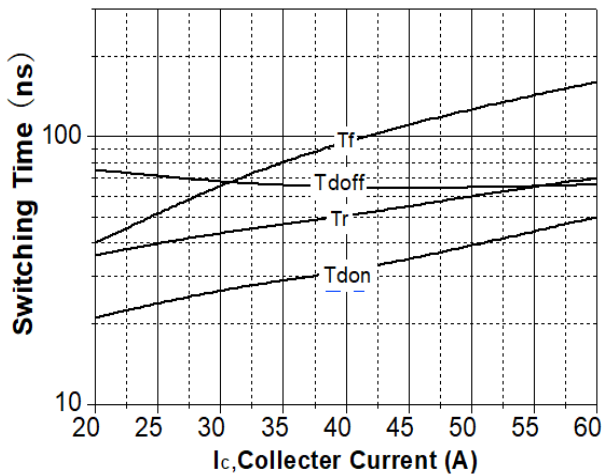
**Capacitance Characteristic**

$V_{ce}=25\text{V}, V_{GE}=0\text{V}, f=1.0\text{MHz}$



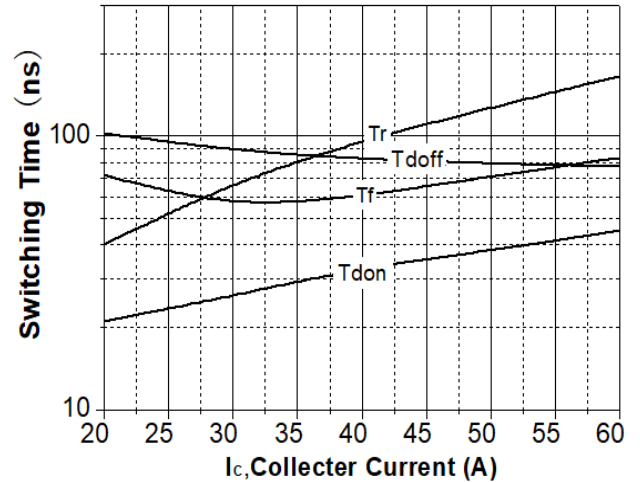
**Switching Time vs. IC(25°C)**

$V_{CE}=400\text{V}, V_{GE}=15\text{V}, R_G=7.9\Omega$



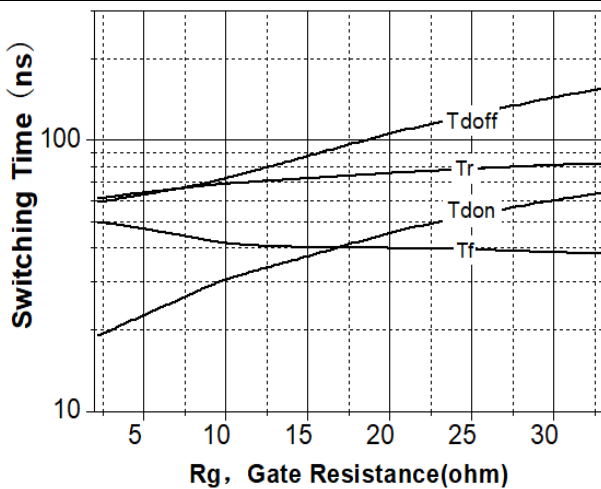
**Switching Time vs. IC(175°C)**

$V_{CE}=400\text{V}, V_{GE}=15\text{V}, R_G=7.9\Omega$



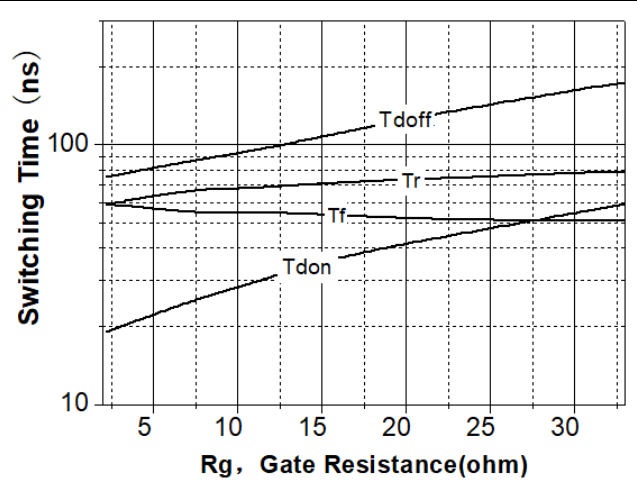
**Switching Time vs. Rg(25°C)**

$V_{GE}=15\text{V}, V_{CE}=400\text{V}, I_C=30\text{A}$



**Switching Time vs. Rg(175°C)**

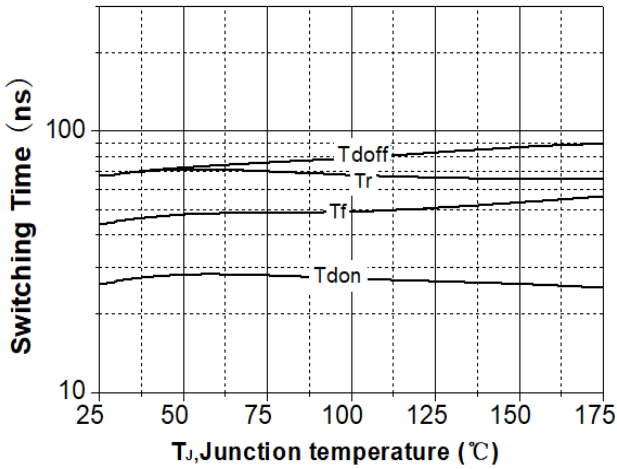
$V_{GE}=15\text{V}, V_{CE}=400\text{V}, I_C=30\text{A}$





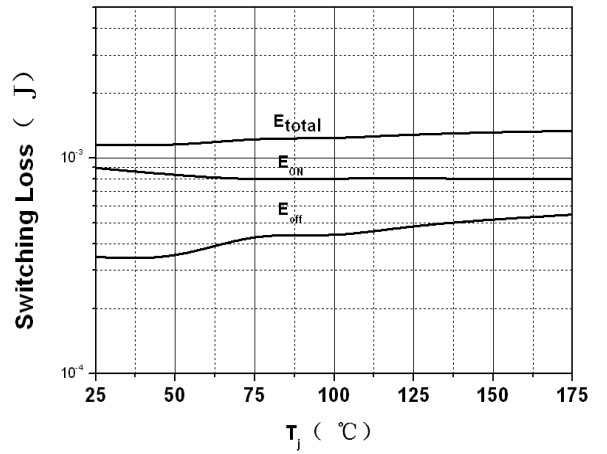
**Switching Time vs. Tj**

VGE=15V, VCE=400V, IC:30A, Rg=7.9Ω



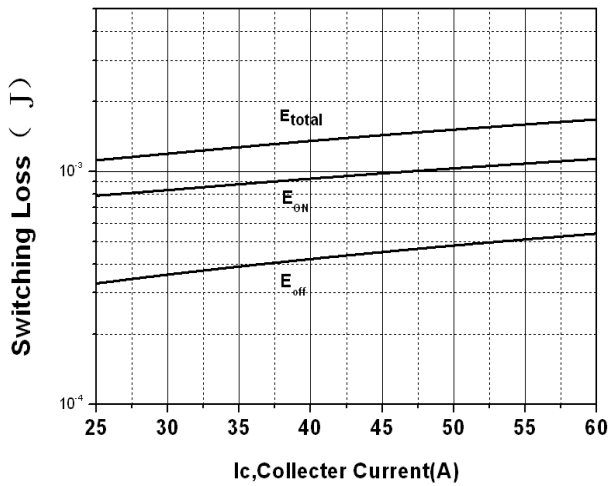
**Switching Loss vs. Tj**

VGE=15V, VCE=400V, IC:30A, Rg=7.9Ω



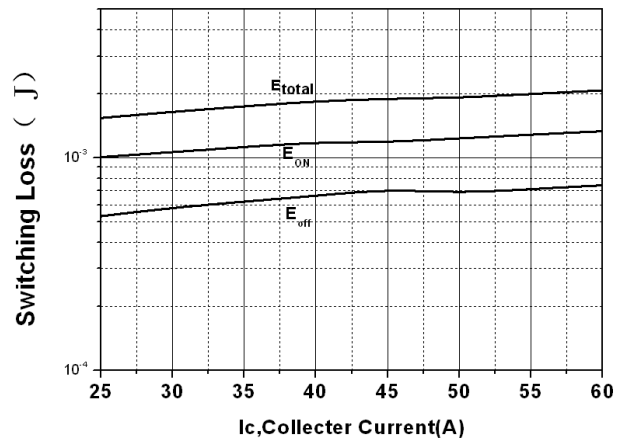
**Switching Loss vs. IC(25°C)**

VGE=15V, VCE=400V, Rg=7.9Ω



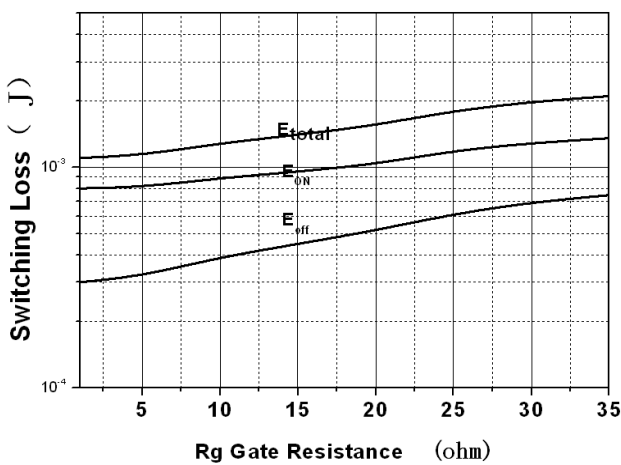
**Switching Loss vs. IC(175°C)**

VGE=15V, VCE=400V, Rg=7.9Ω



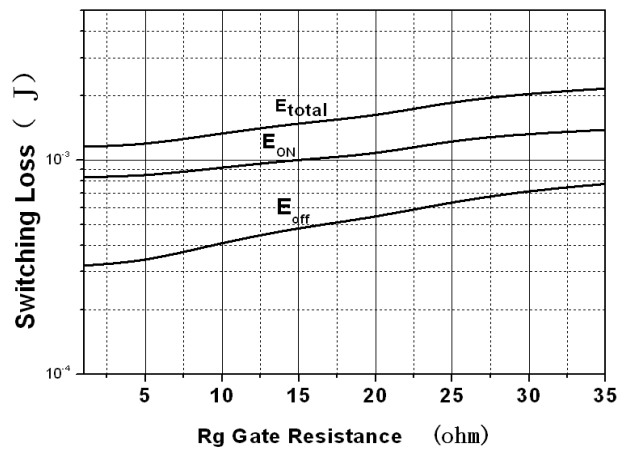
**Switching Loss vs. Rg(25°C)**

VGE=15V, VCE=400V, IC:30A



**Switching Loss vs. Rg(175°C)**

VGE=15V, VCE=400V, IC:30A

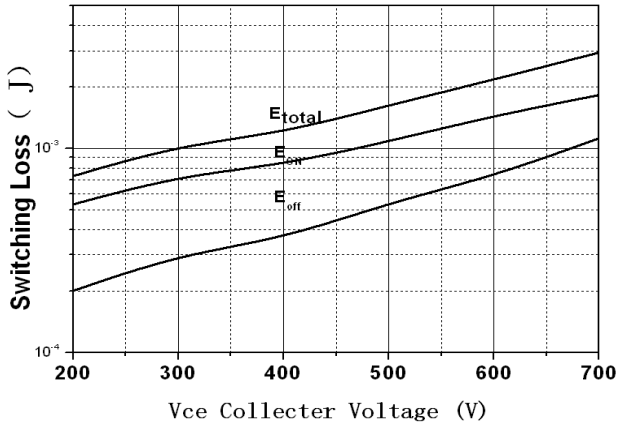






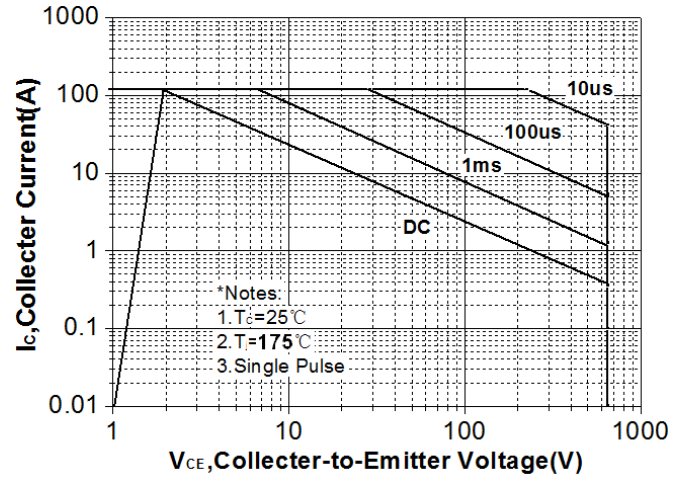
**Switching Loss vs. VCE(175°C)**

VGE=15V, IC=30A, Rg=7.9Ω



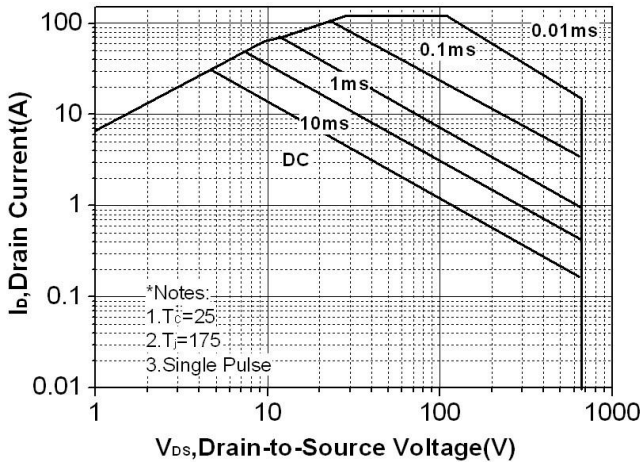
**Safe Operating Area For TO-247**

Tc=25°C, VGE=15V

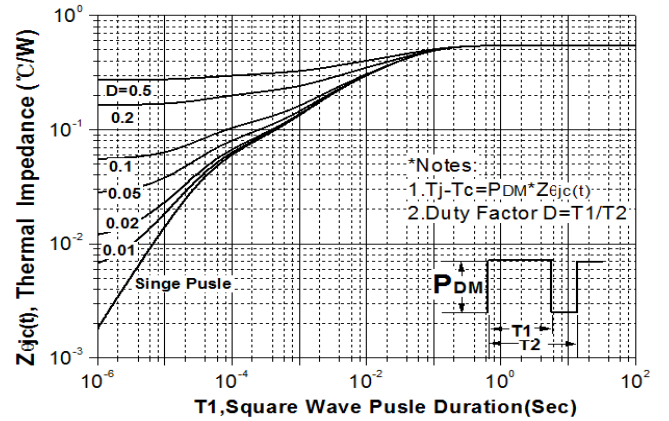


**Safe Operating Area For TO-220MF**

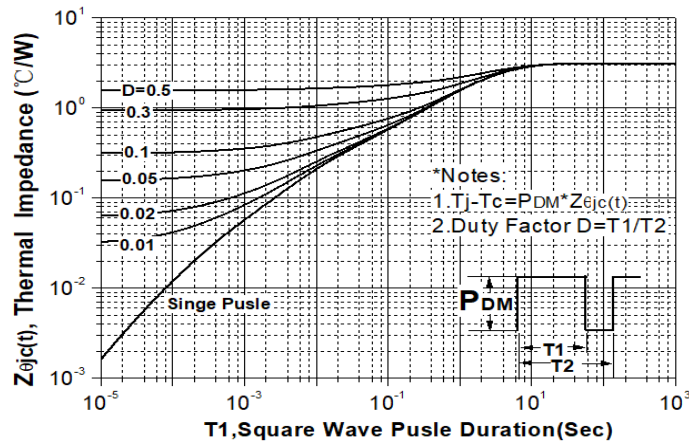
Tc=25°C, VGE=15V



**Transient Thermal Impedance for TO-247**



**Transient Thermal Impedance for TO-220MF**



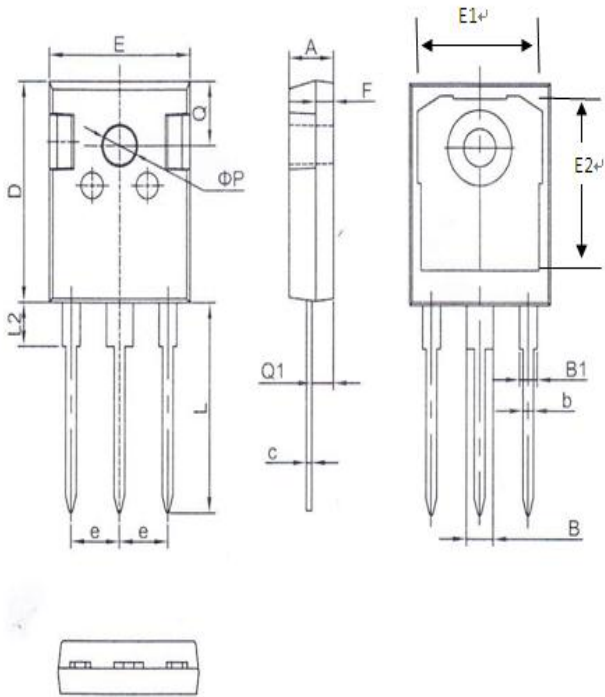




## 外形尺寸 PACKAGE MECHANICAL DATA

TO-247

单位 Unit: mm



符号 SYMBOL	mm	
	MIN	MAX
A	4.90	5.10
B	2.95	3.35
B1	1.95	2.35
b	1.15	1.35
c	0.50	0.70
D	20.90	21.10
E	15.70	15.90
e	5.34	5.54
F	1.90	2.10
L	19.40	20.40
L2	4.03	4.23
Q	6.00	6.40
Q1	2.30	2.50
P	3.50	3.70
E1	13.82	14.22
E2	16.35	16.75

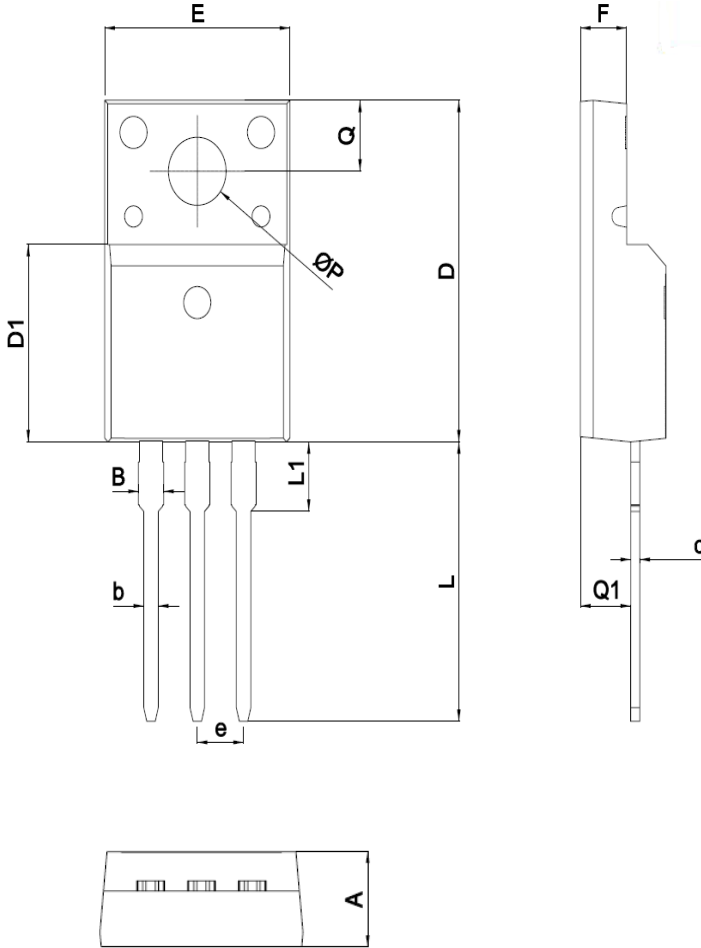




外形尺寸 PACKAGE MECHANICAL DATA

TO-220MF

单位 Unit: mm



SYMBOL	mm	
	MIN	MAX
A	4.5	4.9
B		1.47
b	0.7	0.9
c	0.45	0.60
D	15.67	16.07
D1	9.04	9.20
e	2.54TYPE	
E	9.96	10.36
F	2.34	2.74
L	12.58	13.38
L1	3.13	3.33
Q	3.2	3.4
Q1	2.56	2.96
ΦP	3.08	3.28





**注意事项**

1. 吉林华微电子股份有限公司的产品销售分为直销和销售代理，无论哪种方式，订货时请与公司核实。
2. 购买时请认清公司商标，如有疑问请与公司本部联系。
3. 在电路设计时请不要超过器件的绝对最大额定值，否则会影响整机的可靠性。
4. 本说明书如有版本变更不另外告知

**NOTE**

1. Jilin Sino-microelectronics co., Ltd sales its product either through direct sales or sales agent , thus, for customers, when ordering , please check with our company.
2. We strongly recommend customers check carefully on the trademark when buying our product, if there is any question, please don't be hesitate to contact us.
3. Please do not exceed the absolute maximum ratings of the device when circuit designing.
4. Jilin Sino-microelectronics co., Ltd reserves the right to make changes in this specification sheet and is subject to change without prior notice.

**联系方式**

**吉林华微电子股份有限公司**

公司地址：吉林省吉林市深圳街 99 号

邮编：132013

总机：86-432-64678411

传真：86-432-64665812

网址：[www.hwdz.com.cn](http://www.hwdz.com.cn)

**市场营销部**

地址：吉林省吉林市深圳街 99 号

邮编：132013

电话：86-432-64675588

64675688

64678411-3098/3099

传真：86-432-64671533

**CONTACT**

**JILIN SINO-MICROELECTRONICS CO., LTD.**

ADD: No.99 Shenzhen Street, Jilin City, Jilin Province, China.

Post Code: 132013

Tel: 86-432-64678411

Fax: 86-432-64665812

Web Site: [www.hwdz.com.cn](http://www.hwdz.com.cn)

**MARKET DEPARTMENT**

ADD: No.99 Shenzhen Street, Jilin City, Jilin Province, China.

Post Code: 132013

Tel: 86-432-64675588

64675688

64678411-3098/3099

Fax: 86-432-64671533

