JCS6N70C

主要参数 MAIN CHARACTERISTICS

I_D	6.0 A
V_{DSS}	700 V
Rdson-max （@Vgs=10V）	1.6 Ω
Qg-typ	31 nC

用途

- 高频开关电源
- 电子镇流器
- UPS 电源

APPLICATIONS

- High frequency switching mode power supply
- Electronic ballast
- UPS

产品特性

- 低栅极电荷
- 低 C_{rss} (典型值 14pF)
- 开关速度快
- 产品全部经过雪崩测试
- 高抗 dv/dt 能力
- RoHS 产品

FEATURES

- Low gate charge
- Low C_{rss} (typical 14pF)
- Fast switching
- 100% avalanche tested
- Improved dv/dt capability
- RoHS product

封装 Package

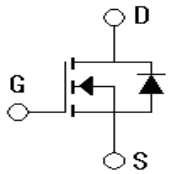

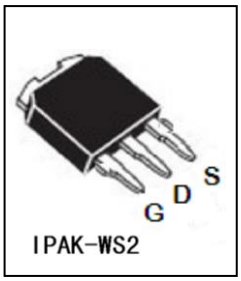



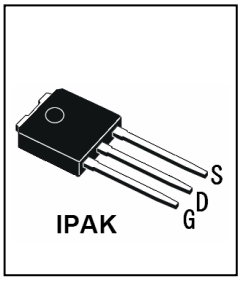

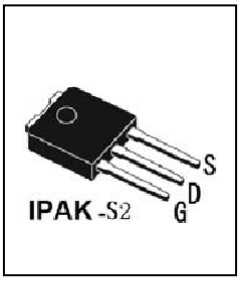

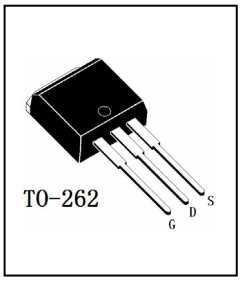

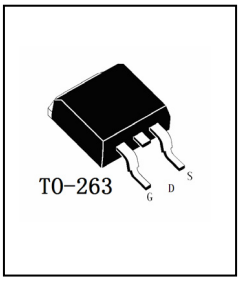

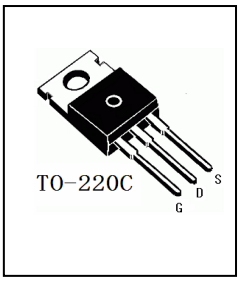

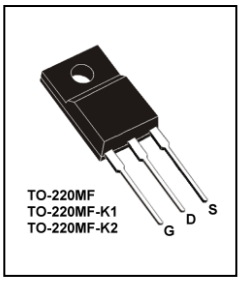



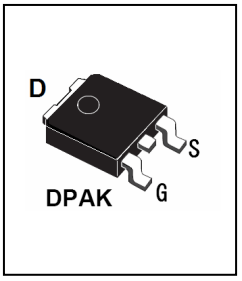

订货信息 ORDER MESSAGE

订 货 型 号 Order codes	印 记 Marking	封 装 Package	无卤素 Halogen Free	包装 Packaging	器件重量 Device Weight
JCS6N70VC-O-V2-N-B	JCS6N70V	IPAK-S2	否 NO	条管 Tube	0.34 g(typ)
JCS6N70VC-O-V-N-B	JCS6N70V	IPAK	否 NO	条管 Tube	0.35 g(typ)
JCS6N70VC-R-V-N-B	JCS6N70V	IPAK	是 YES	条管 Tube	0.35 g(typ)
JCS6N70VC-R-V5-N-B	JCS6N70V	IPAK-WS2	是 YES	条管 Tube	0.35 g(typ)
JCS6N70RC-O-R-N-B	JCS6N70R	DPAK	否 NO	条管 Tube	0.30 g(typ)
JCS6N70RC-O-R-N-A	JCS6N70R	DPAK	否 NO	编带 Reel	0.30 g(typ)
JCS6N70MPC-O-MP-N-B	JCS6N70MP	TO-126P	否 NO	条管 Tube	0.69 g(typ)
JCS6N70CC-O-C-N-B	JCS6N70C	TO-220C	否 NO	条管 Tube	2.15 g(typ)
JCS6N70FC-O-F-N-B	JCS6N70F	TO-220MF	否 NO	条管 Tube	2.20 g(typ)
JCS6N70FC-O-F1-N-B	JCS6N70F	TO-220MF-K1	否 NO	条管 Tube	1.78 g(typ)
JCS6N70FC-O-F2-N-B	JCS6N70F	TO-220MF-K2	否 NO	条管 Tube	1.78 g(typ)
JCS6N70SC-O-S-N-B	JCS6N70S	TO-263	否 NO	条管 Tube	1.37 g(typ)
JCS6N70SC-O-S-N-A	JCS6N70S	TO-263	否 NO	编带 Reel	1.37 g(typ)
JCS6N70BC-O-B-N-B	JCS6N70B	TO-262	否 NO	条管 Tube	1.71 g(typ)
JCS6N70BC-O-B2-N-B	JCS6N70B	TO-262-S1	否 NO	条管 Tube	1.69 g(typ)

绝对最大额定值 ABSOLUTE RATINGS (Tc=25℃)

项 目 Parameter	符 号 Symbol	数 值 Value		单位 Unit
		JCS6N70CC/SC/BC/VC/RC/MPC	JCS6N70FC	
最高漏极－源极直流电压 Drain-Source Voltage	V_{DSS}	700	700	V
连续漏极电流 Drain Current -continuous	I_D T=25℃	6.0	6.0*	A
	T=100℃	3.9	3.9*	A
最大脉冲漏极电流（注 1） Drain Current - pulse （note 1）	I_{DM}	24	24*	A
最高栅源电压 Gate-Source Voltage	V_{GSS}	±30		V
单脉冲雪崩能量（注 2） Single Pulsed Avalanche Energy（note 2）	E_{AS}	270		mJ
雪崩电流（注 1） Avalanche Current（note 1）	I_{AR}	6.0		A
重复雪崩能量（注 1） Repetitive Avalanche Energy（note 1）	E_{AR}	11.8		mJ
二极管反向恢复最大电压变化速率（注 3） Peak Diode Recovery dv/dt （note 3）	dv/dt	5.5		V/ns
耗散功率 Power Dissipation	P_D T_C=25℃	120	40	W
	-Derate above 25℃	1.04	0.31	W/℃
最高结温及存储温度 Operating and Storage Temperature Range	T_J，T_{STG}	-55～+150		℃
引线最高焊接温度 Maximum Lead Temperature for Soldering Purposes	T_L	300		℃

*漏极电流由最高结温限制

*Drain current limited by maximum junction temperature

电特性 ELECTRICAL CHARACTERISTICS

项　　目 Parameter	符　号 Symbol	测试条件 Tests conditions	最小 Min	典型 Typ	最 大 Max	单 位 Units
关态特性 Off –Characteristics						
漏－源击穿电压 Drain-Source Voltage	BV_{DSS}	I_D=250μA, V_{GS}=0V	700	-	-	V
击穿电压温度特性 Breakdown Voltage Temperature Coefficient	$\Delta BV_{DSS}/\Delta T_J$	I_D=250μA, referenced to 25℃	-	0.73	-	V/℃
零栅压下漏极漏电流 Zero Gate Voltage Drain Current	I_{DSS}	V_{DS}=700V,V_{GS}=0V, T_C=25℃	-	-	10	μA
		V_{DS}=560V, T_C=125℃	-	-	100	μA
正向栅极体漏电流 Gate-body leakage current, forward	I_{GSSF}	V_{DS}=0V, V_{GS} =30V	-	-	100	nA
反向栅极体漏电流 Gate-body leakage current, reverse	I_{GSSR}	V_{DS}=0V, V_{GS} =-30V	-	-	-100	nA
通态特性 On-Characteristics						
阈值电压 Gate Threshold Voltage	$V_{GS(th)}$	V_{DS} = V_{GS} , I_D=250μA	2.0	-	4.0	V
静态导通电阻 Static Drain-Source On-Resistance	$R_{DS(ON)}$	V_{GS} =10V , I_D=3.0A	-	1.26	1.6	Ω
正向跨导 Forward Transconductance	g_{fs}	V_{DS} = 40V, I_D=6.0A（note 4）	-	4.9	-	S
动态特性 Dynamic Characteristics						
输入电容 Input capacitance	C_{iss}	V_{DS}=25V, V_{GS} =0V, f=1.0MH_Z	-	1620	1890	pF
输出电容 Output capacitance	C_{oss}		-	125	170	pF
反向传输电容 Reverse transfer capacitance	C_{rss}		-	14	20	pF

电特性 ELECTRICAL CHARACTERISTICS

开关特性 **Switching Characteristics**						
延迟时间 Turn-On delay time	t_d(on)	V_{DD}=350V,I_D=6A,R_G=25Ω （note 4，5）	-	11	31	ns
上升时间 Turn-On rise time	t_r		-	35	80	ns
延迟时间 Turn-Off delay time	t_d(off)		-	46	95	ns
下降时间 Turn-Off Fall time	t_f		-	40	92	ns
栅极电荷总量 Total Gate Charge	Q_g	V_{DS} =560V , I_D=6A V_{GS} =10V （note 4，5）	-	31	41	nC
栅一源电荷 Gate-Source charge	Q_{gs}		-	6	-	nC
栅一漏电荷 Gate-Drain charge	Q_{gd}		-	15	-	nC
漏一源二极管特性及最大额定值 **Drain-Source Diode Characteristics and Maximum Ratings**						
正向最大连续电流 Maximum Continuous Drain -Source Diode Forward Current	I_S		-	-	6	A
正向最大脉冲电流 Maximum Pulsed Drain-Source Diode Forward Current	I_{SM}		-	-	24	A
正向压降 Drain-Source Diode Forward Voltage	V_{SD}	V_{GS}=0V, I_S=6.0A	-	-	1.4	V
反向恢复时间 Reverse recovery time	t_{rr}	V_{GS}=0V, I_S=6.0A dI_F/dt=100A/μs (note 4)	-	345	-	ns
反向恢复电荷 Reverse recovery charge	Q_{rr}		-	3.2	-	μC

热特性 THERMAL CHARACTERISTIC

项 目 **Parameter**	符 号 **Symbol**	最大 **Max** JCS6N70VC/RC/CC/SC/BC/MPC	JCS6N70FC	单 位 **Unit**
结到管壳的热阻 Thermal Resistance, Junction to Case	Rth(j-c)	1.04	3.2	℃/W
结到环境的热阻 Thermal Resistance, Junction to Ambient	$R_{th(j-A)}$	62.5	62.5	℃/W

注释：

1：脉冲宽度由最高结温限制

2：L=14mH, I_{AS}=6.0A, V_{DD}=50V, R_G=25 Ω,起始结温 T_J=25℃

3：I_{SD}≤6.0A,di/dt≤300A/μs,VDD≤BV_{DSS},起始结温 T_J=25℃

4：脉冲测试：脉冲宽度≤300μs,占空比≤2％

5：基本与工作温度无关

Notes:

1：Pulse width limited by maximum junction temperature

2：L=14mH, I_{AS}=6.0A, V_{DD}=50V, R_G=25 Ω,Starting T_J=25℃

3：I_{SD}≤6.0A,di/dt≤300A/μs,VDD≤BV_{DSS}, Starting T_J=25℃

4：Pulse Test：Pulse Width ≤300μs,Duty Cycle≤2％

5：Essentially independent of operating temperature

特征曲线 ELECTRICAL CHARACTERISTICS (curves)

On-Region Characteristics

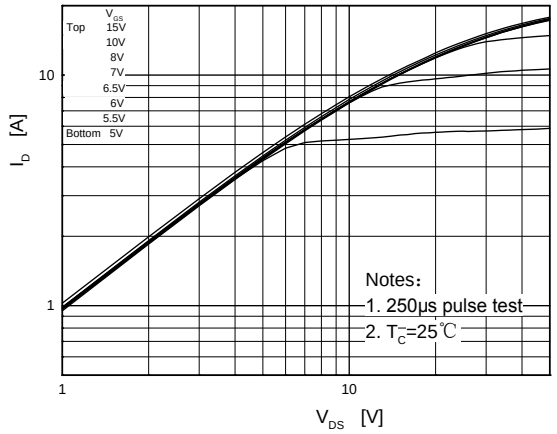

Transfer Characteristics

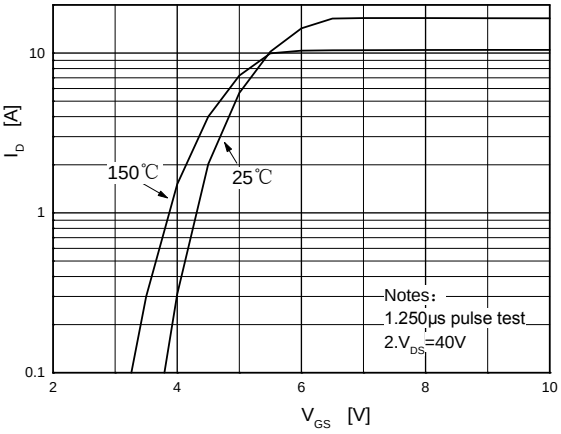

On-Resistance Variation vs. Drain Current and Gate Voltage

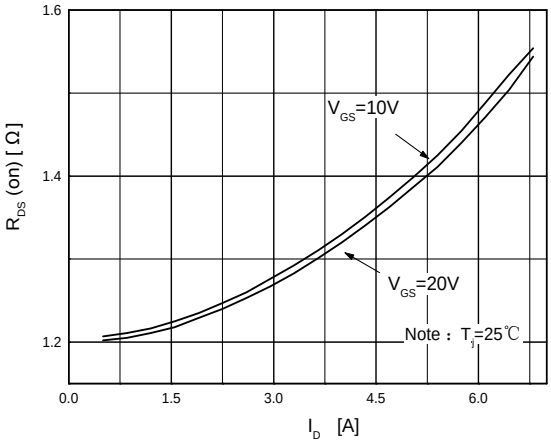

Body Diode Forward Voltage Variation vs. Source Current and Temperature

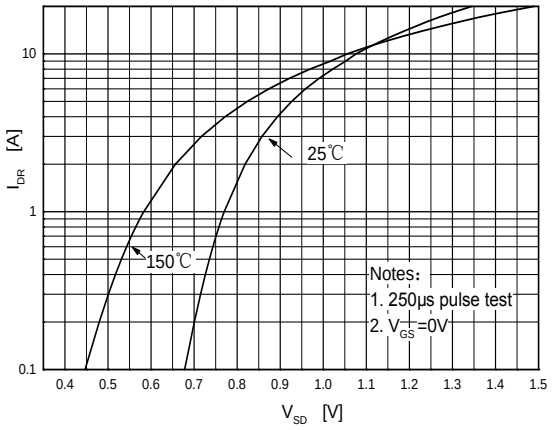

Capacitance Characteristics

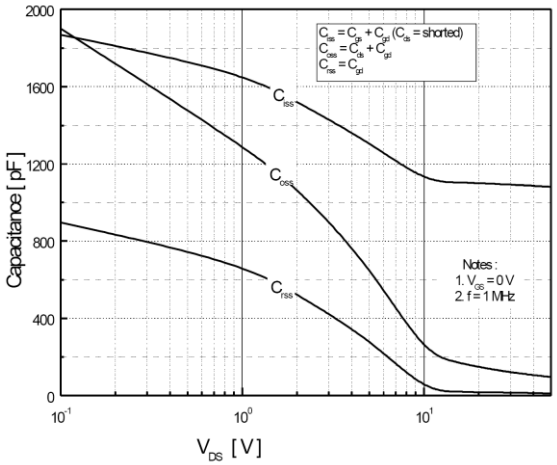

Gate Charge Characteristics

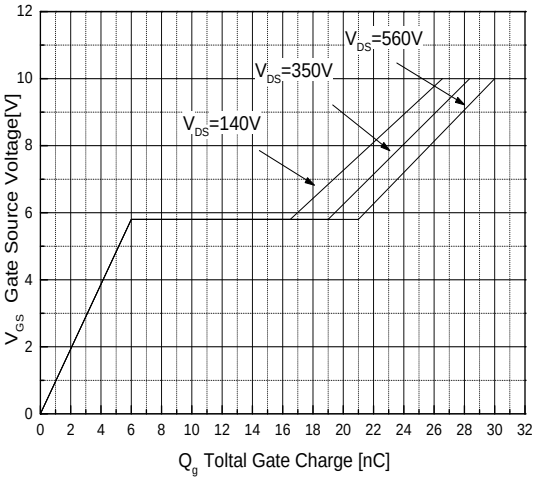

特征曲线 ELECTRICAL CHARACTERISTICS (curves)

Breakdown Voltage Variation vs. Temperature

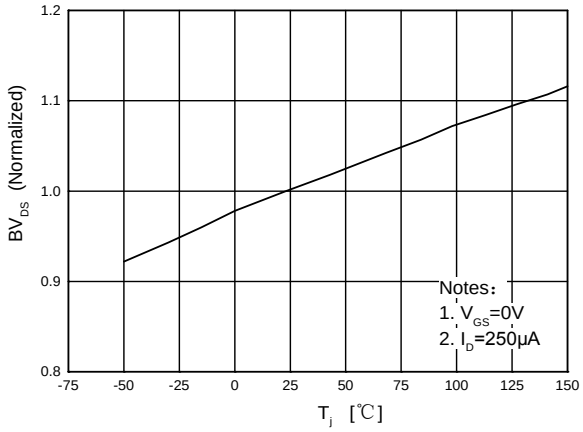

On-Resistance Variation vs. Temperature

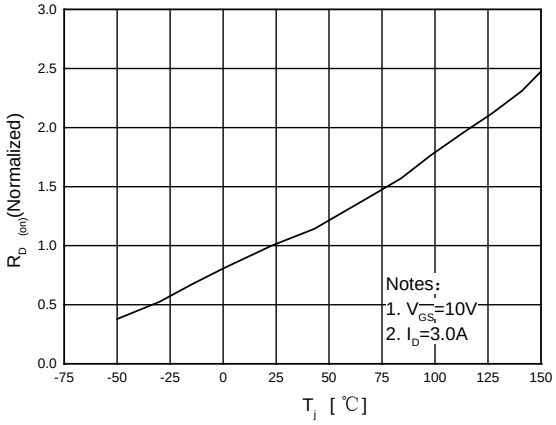

Maximum Safe Operating Area For JCS6N70CC/SC/BC/RC/VC

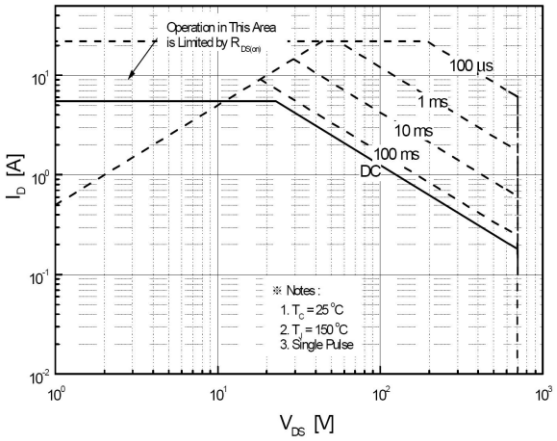

Maximum Safe Operating Area For JCS6N70FC

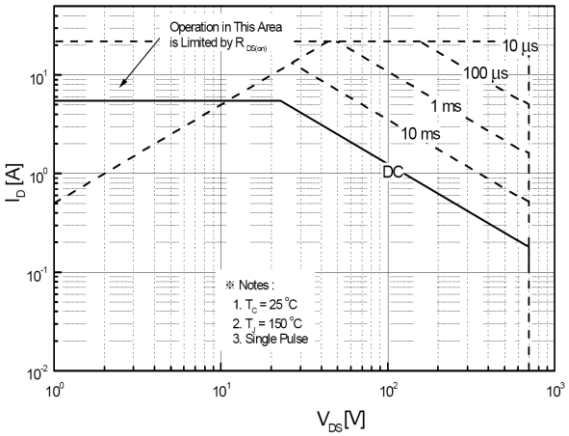

Maximum Drain Current vs. Case Temperature

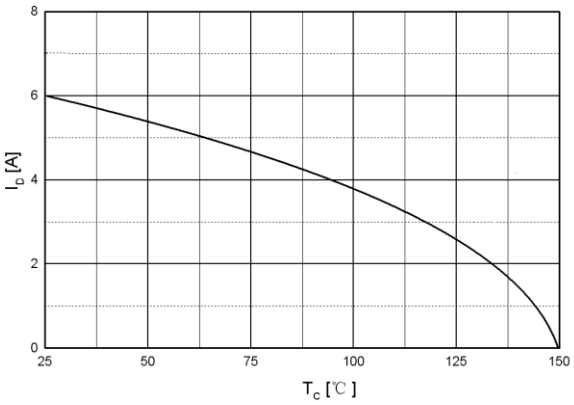

特征曲线 ELECTRICAL CHARACTERISTICS (curves)

Transient Thermal Response Curve For JCS6N70CB/SB/BB/RC/VC/MPC

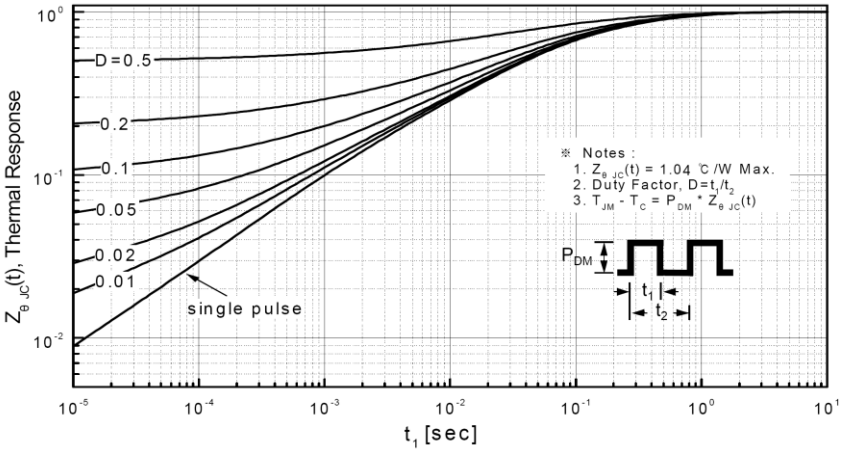

Transient Thermal Response Curve For JCS6N70FC

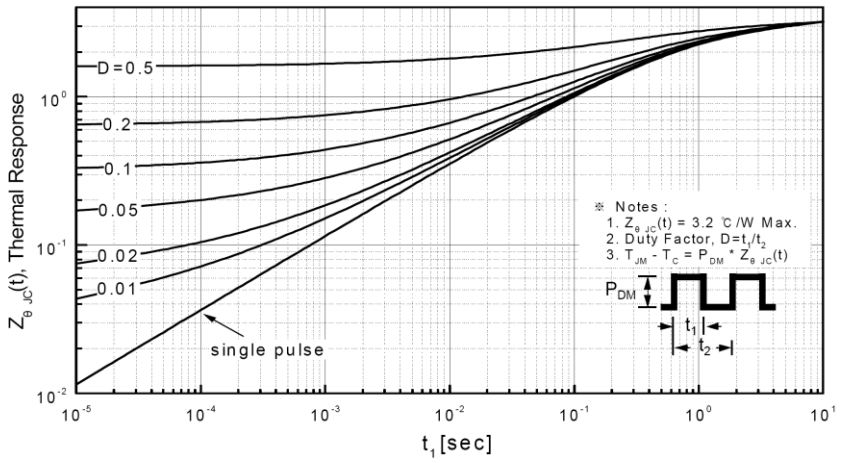

外形尺寸 PACKAGE MECHANICAL DATA

TO-126P

单位 Unit：mm

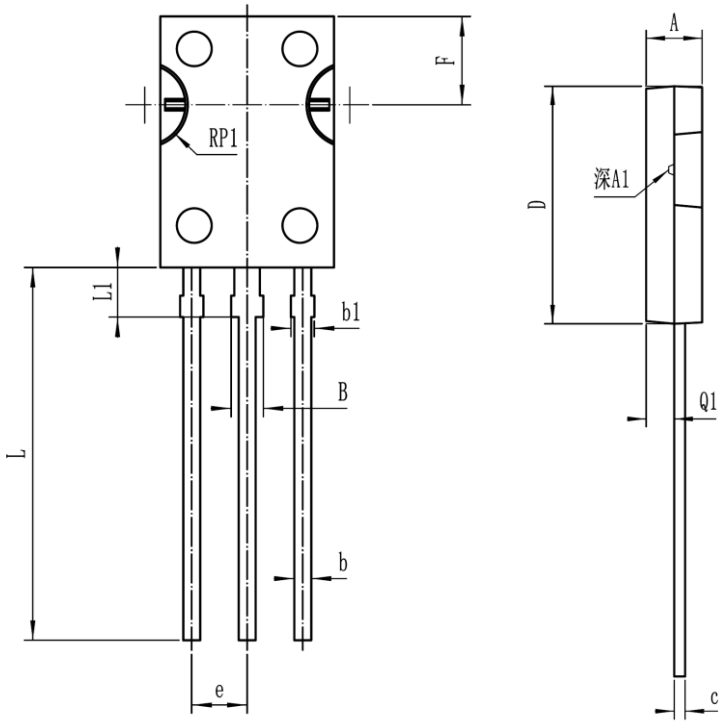

SYMBOL	MM		
	MIN	NOM	MAX
A	2.35	2.55	2.75
A1	0.10	0.20	0.30
b	0.66	0.76	0.86
b1	0.67	0.82	0.97
B	1.27	1.37	1.47
c	0.40	0.50	0.60
D	10.60	10.80	11.00
E	7.25	7.40	7.55
F	3.60	3.80	4.00
e	2.19	2.29	2.39
L	16.00	16.20	16.40
L1	2.05	2.20	2.35
Q1	1.12	1.27	1.42
RP1		1.70	

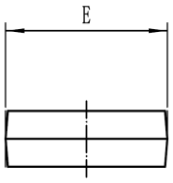

外形尺寸 **PACKAGE MECHANICAL DATA**

IPAK S2

单位 Unit：mm

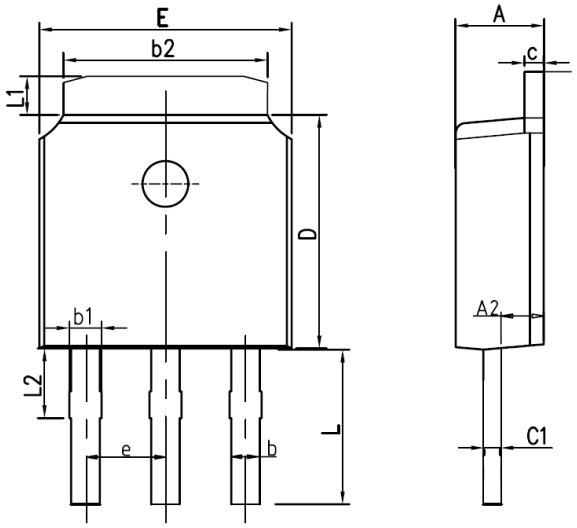

SYMBOL	MM	
	MIN	MAX
A	2.15	2.45
A2	0.92	1.22
b	0.68	0.88
b1	0.61	0.95
b2	5.18	5.48
c	0.43	0.63
c1	0.41	0.61
D	5.95	6.25
E	6.45	6.75
e	2.286BSC	
L	3.35	3.65
L1	0.80	1.25
L2	0.90	1.20

外形尺寸 **PACKAGE MECHANICAL DATA**

IPAK

单位 Unit：mm

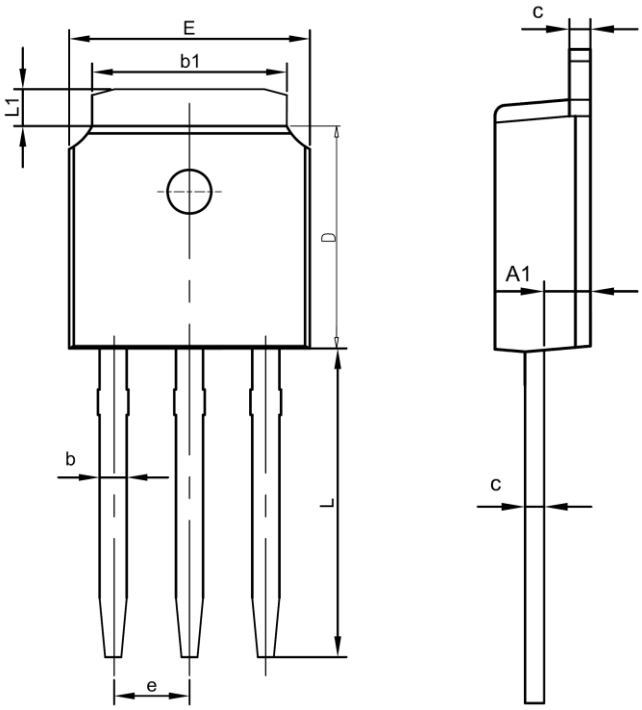

SYMBOL	MM	
	MIN	MAX
A	2.1	2.5
A1	0.87	1.27
b	0.63	0.93
b1	5.13	5.53
c	0.40	0.60
D	5.80	6.40
E	6.30	6.90
L	9.10	9.70
e	2.286BSC	
L1	0.82	1.22

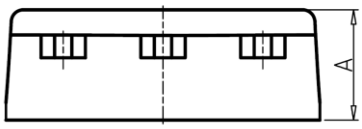

外形尺寸 PACKAGE MECHANICAL DATA

DPAK 单位 Unit：mm

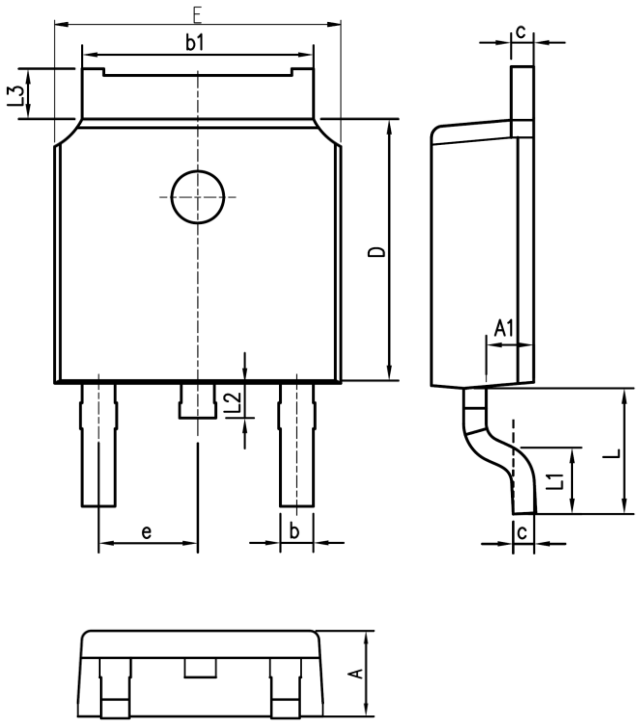

SYMBOL	mm	
	MIN	MAX
A	2.10	2.50
A1	0.97	1.17
b	0.63	0.93
b1	5.13	5.53
c	0.40	0.60
D	5.80	6.40
E	6.30	6.90
e	2.286BSC	
L	2.50	3.30
L1	1.20	1.80
L2	0.60	1.00
L3	0.85	1.30

编带 REEL

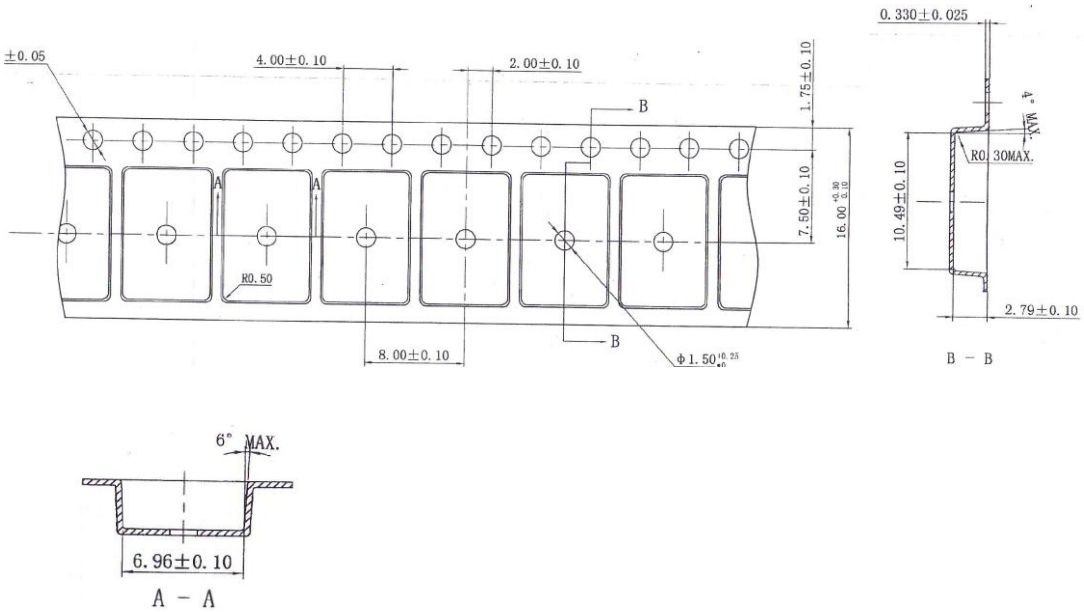

外形尺寸 PACKAGE MECHANICAL DATA

TO-220C

单位 Unit：mm

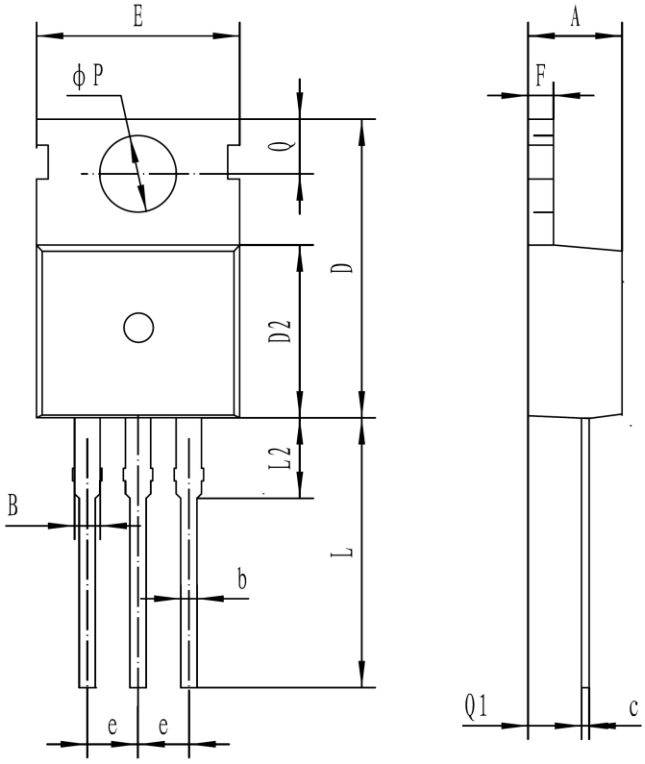

符号 symbol	MIN	MAX
A	4.30	4.70
B	1.22	1.47
b	0.70	0.95
c	0.40	0.65
D	15.20	16.20
D2	9.00	9.40
E	9.70	10.10
e	2.39	2.69
F	1.25	1.40
L	12.60	13.60
L2	2.80	3.20
Q	2.60	3.00
Q1	2.20	2.60
P	3.50	3.80

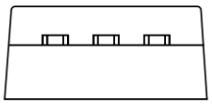

外形尺寸 PACKAGE MECHANICAL DATA

TO-220MF

单位 Unit：mm

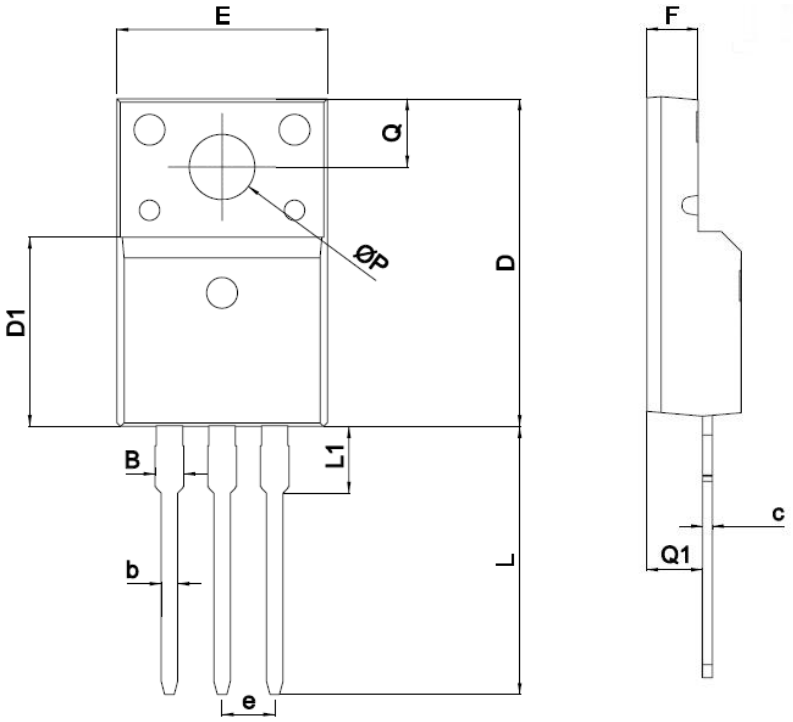

SYMBOL	mm	
	MIN	MAX
A	4.5	4.9
B		1.47
b	0.7	0.9
c	0.45	0.60
D	15.67	16.07
D1	9.04	9.20
e	2.54TYPE	
E	9.96	10.36
F	2.34	2.74
L	12.58	13.38
L1	3.13	3.33
Q	3.2	3.4
Q1	2.56	2.96
ΦP	3.08	3.28

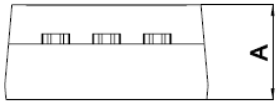

外形尺寸 **PACKAGE MECHANICAL DATA**

TO-220MF-K1

单位 Unit：mm

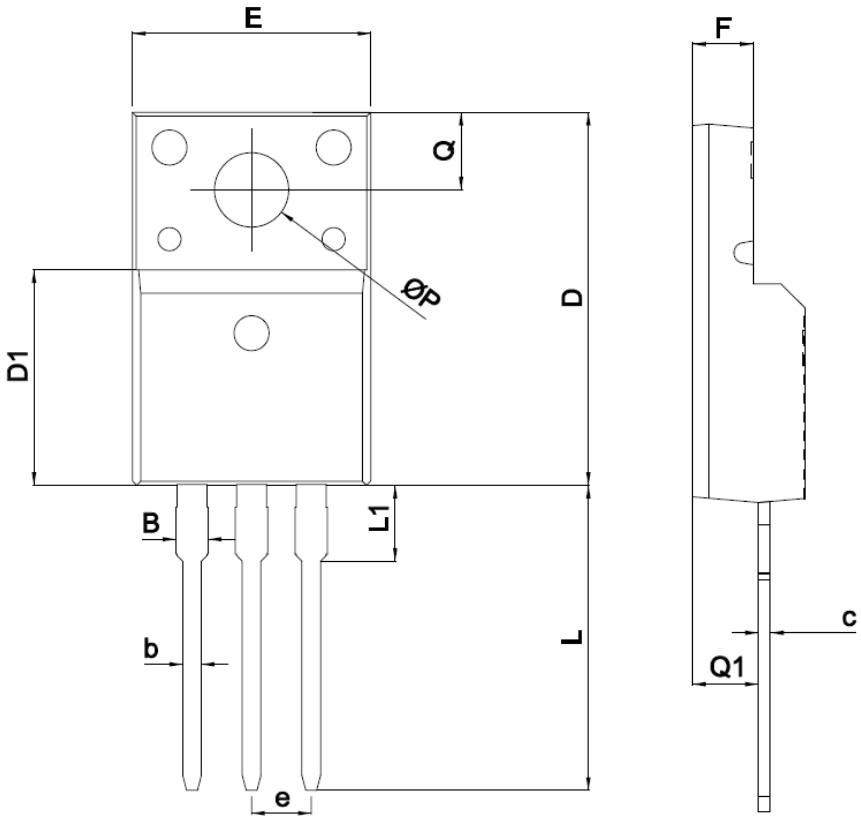

SYMBOL	mm	
	MIN	MAX
A	4.5	4.9
B	1.22	1.47
b	0.7	0.9
c	0.45	0.60
D	15.6	16.1
D1	9.0	9.3
e	2.54TYPE	
E	9.9	10.4
F	2.3	2.8
L	12.6	13.3
L1	3.1	3.4
Q	3.2	3.4
Q1	2.6	2.9
ΦP	3.0	3.5

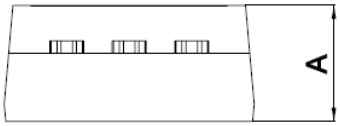

外形尺寸 **PACKAGE MECHANICAL DATA**

TO-220MF-K2

单位 Unit：mm

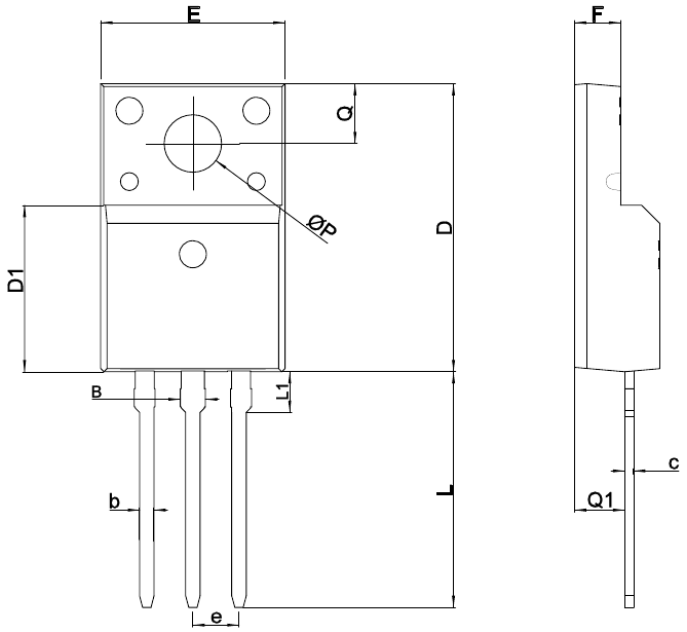

SYMBOL	mm	
	MIN	MAX
A	4.5	4.9
B		1.27
b	0.59	0.79
c	0.45	0.60
D	15.67	16.07
D1	8.97	9.37
e	2.54TYPE	
E	9.96	10.36
F	2.34	2.74
L	12.65	13.35
L1	1.80	2.20
Q	3.2	3.4
Q1	2.56	2.96
ΦP	3.08	3.28

外形尺寸 **PACKAGE MECHANICAL DATA**

TO-262

单位 Unit：mm

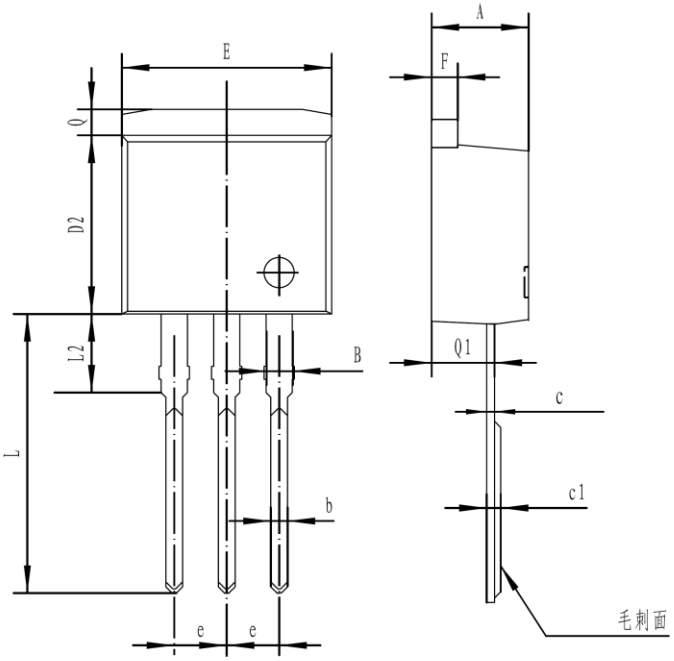

符号 symbol	MIN	MAX
A	4.40	4.90
B	1.10	1.40
b	0.70	0.95
c	0.30	0.60
c1	0.33	0.63
D2	8.20	9.20
E	9.60	10.50
e	2.39	2.69
F	1.20	1.35
L	13.11	14.61
L2	3.55	4.05
Q	1.10	1.40
Q1	2.65	2.85



外形尺寸 **PACKAGE MECHANICAL DATA**

TO-262-S2

单位 Unit：mm

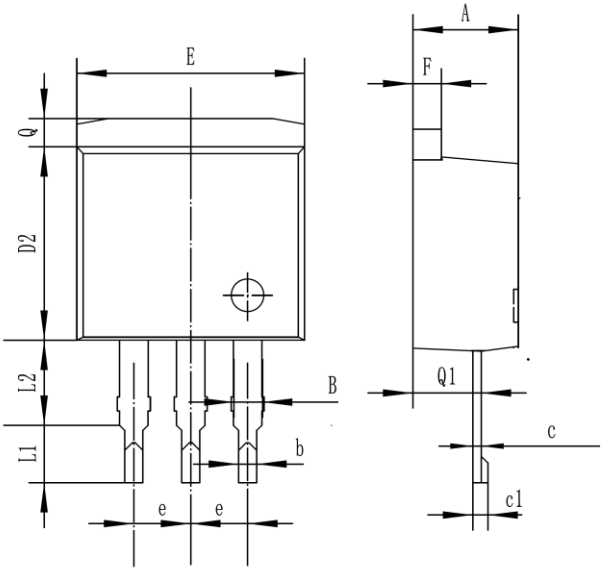

符号 symbol	MIN	MAX
A	4.40	4.90
B	1.10	1.40
b	0.70	0.95
c	0.30	0.60
c1	0.33	0.63
D2	8.20	9.20
E	9.60	10.50
e	2.39	2.69
F	1.20	1.35
L1	2.20	2.80
L2	3.55	4.05
Q	1.10	1.40
Q1	2.65	2.85

单位：mm;



外形尺寸 PACKAGE MECHANICAL DATA

TO-263 单位 Unit：mm

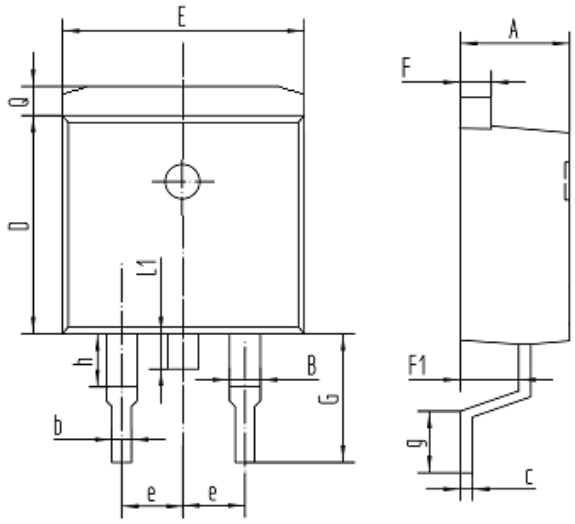

符合 symbol	MIN	MAX
A	4.3	4.8
B	1.2	1.4
D	8.5	8.8
E	9.5	10.5
F	1.2	1.4
F1	2.5	2.9
G	4.7	5.5
L1	1.4	1.7
Q	1.2	1.5
b	0.75	0.95
c	0.35	0.5
e	2.49	2.59
g	1.9	2.7
h	2.3	3.3

编带 REEL

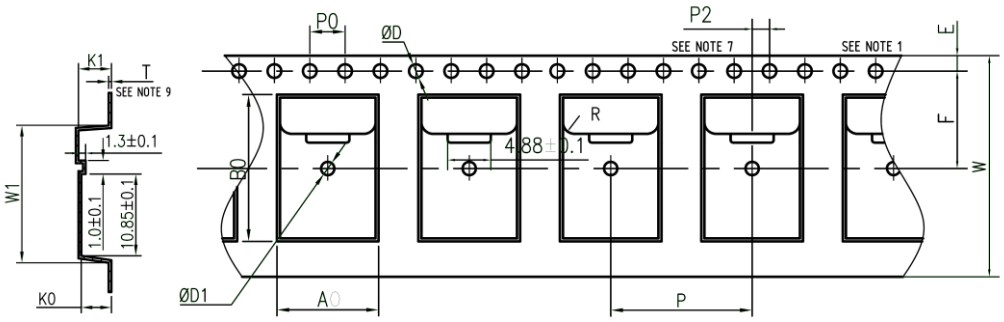

NOTES

1. 10 SPROCKET HOLE PITCH CUMULATIVE TOLEANCE 0.2mm;
   任意10个传输孔间距累积误差0.2mm;
2. MATERIAL: BLACK CONDUCTIVE POLYSTYRENE;
   材料：黑色防静电聚苯乙烯;
3. DEMENSIONS ARE IN mm (UNLESS OTHERWISE SPECIFIEED);
   除非特别标注，尺寸单位为毫米;
4. K0 MEASURED FROM A PLANE ON THE INSIDE BOTTOM OF THE POCKET TO THE TOP SURFACE ON THE CARRIER;
   K0是从凹槽底部上表面到载带顶面的测量尺寸;
5. A0 AND B0 MEASURED ON A PLANE 0.30mm ABOVE THE BOTTOM OF THE POCKET;
   从凹槽底部上方测量A0和B0的平面度是0.30mm;
6. SURFACE RESISTIVITY IS BETWEEN 1×10E6 TO 1×10E10 OHMS/SQUARE;
   表面阻抗1X10e6~1X10e10Ω/□;
7. Allowable Camber to be 1 mm/100 mm
   载带100mm以内，弯曲度不可超过1mm。

外观	尺寸
P0	4.0±0.1
P2	2.0±0.1
P	16.0±0.1
T	0.35±0.05
K0	4.85±0.1
B0	16.3±0.1

外观		尺寸
W		24.0 ±0.3
A0		10.8±0.2
E		1.75±0.1
F		11.5±0.1
D		1.55±0.05
D1		1.5±0.1
W1	规格1	16.9±0.1
	规格2	17.2±0.1

外形尺寸 **PACKAGE MECHANICAL DATA**

IPAK-WS2

单位 Unit：mm

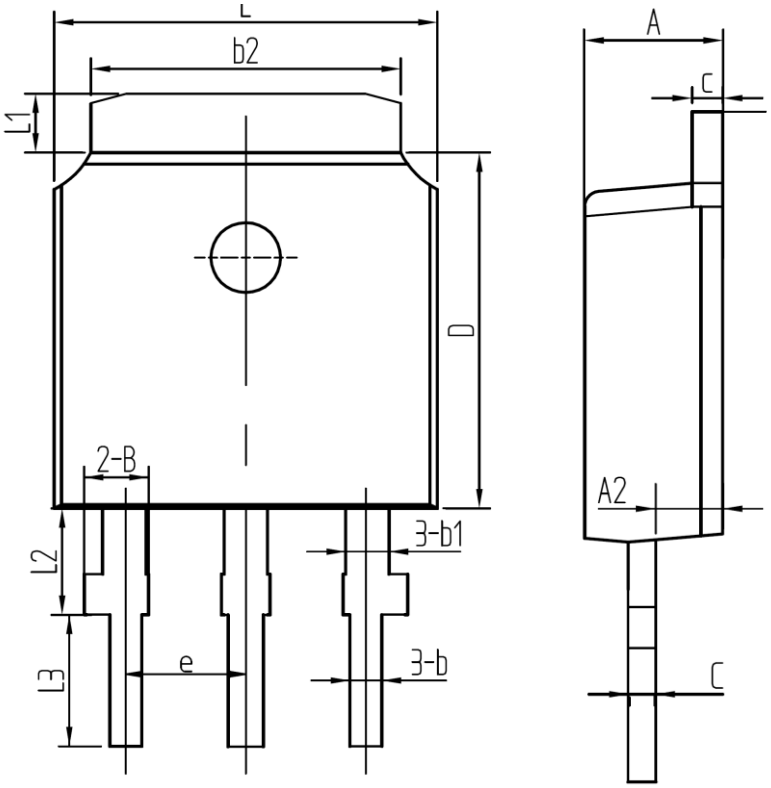

SYMBOL	MM	
	MIN	MAX
A	2.15	2.45
A2	0.92	1.22
b	0.52	0.72
b1	0.68	0.88
b2	5.18	5.48
B	1.10	1.50
c	0.43	0.63
D	5.95	6.25
E	6.45	6.75
e	2.286BSC	
L1	0.82	1.22
L2	0.90	1.20
L3	2.30	2.70

注意事项

1.吉林华微电子股份有限公司的产品销售分为直销和销售代理，无论哪种方式，订货时请与公司核实。

2.购买时请认清公司商标，如有疑问请与公司本部联系。

3.在电路设计时请不要超过器件的绝对最大额定值，否则会影响整机的可靠性。

4.本说明书如有版本变更不另外告知

NOTE

1. Jilin Sino-microelectronics co., Ltd sales its product either through direct sales or sales agent , thus, for customers, when ordering , please check with our company.
2. We strongly recommend customers check carefully on the trademark when buying our product, if there is any question, please don't be hesitate to contact us.
3. Please do not exceed the absolute maximum ratings of the device when circuit designing.
4. Jilin Sino-microelectronics co., Ltd reserves the right to make changes in this specification sheet and is subject to change without prior notice.

联系方式

吉林华微电子股份有限公司

公司地址：吉林省吉林市深圳街 99 号

邮编：132013
总机：86-432-64678411
传真：86-432-64665812
网址：www.hwdz.com.cn

市场营销部

地址：吉林省吉林市深圳街 99 号

邮编：132013
电话： 86-432-64675588
64675688
64678411
传真: 86-432-64671533

CONTACT

JILIN SINO-MICROELECTRONICS CO., LTD.

ADD: No.99 Shenzhen Street, Jilin City, Jilin Province, China.
Post Code: 132013
Tel： 86-432-64678411
Fax：86-432-64665812
Web Site：www.hwdz.com.cn

MARKET DEPARTMENT

ADD: No.99 Shenzhen Street, Jilin City, Jilin Province, China.
Post Code: 132013
Tel: 86-432-64675588
64675688
64678411
Fax: 86-432-64671533