CS1610N3A

主要参数 MAIN CHARACTERISTICS

$I_{T(RMS)}$	16A
V_{DRM}	800V
I_{GT}	10mA

用途 APPLICATIONS

- 交流开关
- 相位控制

- AC switching
- Phase control

产品特性 FEATURES

- 玻璃钝化芯片，高可靠性和一致性
- 低通态电流和高浪涌电流能力
- 环保 RoHS 产品

- Glass-passivated mesa chip for high reliability and uniform
- Low on-state voltage and High I_{TSM}
- RoHS products

封装 Package

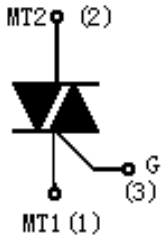

序号 Pin	引线名称 Description
1	主电极 1 MT1
2	主电极 2 MT2
3	门极 G

TO-220C



TO-220S

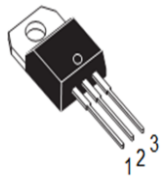

TO-263

TO-220MF-K1



订货信息 ORDER MESSAGES

订货型号 Order codes				印记 Marking	封装 Package
有卤-条管	无卤-条管	有卤-袋装	有卤-袋装	CS1610N3A	TO-220C
Halogen-Tube	halogen-Free-Tube	Halogen- Bag	Halogen-Free-Bag		
CS1610N3A-C-B	CS1610N3A-C-BR	N/A	N/A		
有卤-条管	无卤-条管	有卤-袋装	有卤-袋装	CS1610N3A	TO-220S
Halogen-Tube	halogen-Free-Tube	Halogen- Bag	Halogen-Free-Bag		
CS1610N3A-CB-B	CS1610N3A-CB-BR	N/A	N/A		
有卤-条管	无卤-条管	有卤-编带	无卤-编带	CS1610N3A	TO-263
Halogen-Tube	halogen-Free-Tube	Halogen-Reel	Halogen-Free-Reel		
CS1610N3A-S-B	CS1610N3A-S-BR	CS1610N3A-S-A	CS1610N3A-S-AR		
有卤-条管	无卤-条管	有卤-袋装	有卤-袋装	CS1610N3A	TO-220MF-K1
Halogen-Tube	halogen-Free-Tube	Halogen- Bag	Halogen-Free-Bag		
CS1610N3A-F1-B	CS1610N3A-F1-BR	N/A	N/A		

绝对最大额定值ABSOLUTE RATINGS(T_C=25℃)

项目 Parameter	符号 Symbol	试验条件 Condition	数值 Value	单位 Unit
重复峰值断态电压 Repetitive peak off-state voltage	V_{DRM}		±800	V
通态方均根电流 On-state RMS current	$I_{T(RMS)}$	full sine wave	16	A
非重复浪涌峰值通态电流 Non-repetitive surge peak on-state current	I_{TSM}	full sine wave,t=20ms	150	A
		full sine wave ,t=16.7ms	161	A
	I^2t	t=10ms	112	A^2s
通态电流临界上升率 Repetitive rate of rise of on-state current after triggering	dI/dt	I_{TM}=12A, I_G=0.2A, dI_G/dt=0.2A/μs	100	A/μs
峰值门极电流 Peak gate current	I_{GM}		4	A
峰值门极电压 Peak gate voltage	V_{GM}		5	V
峰值门极功率 Peak gate power	P_{GM}		5	W
平均门极功率 Average gate power	$P_{G(AV)}$	over any 20ms period	0.5	W
存储温度 Storage temperature	T_{stg}		-40~150	℃
操作结温 Operation junction temperature	T_{VJ}		125	℃

电特性 ELECTRICAL CHARACTERISTIC (T_C=25℃)

项目 Parameter	符号 Symbol	测试条件 Condition		最小 Min	典型 Typ	最大 Max	单位 Unit
峰值重复断态电流 Peak Repetitive Blocking Current	I_{DRM}	V_{DM}=V_{DRM},Tj=125℃, gate open		-	0.4	1.0	mA
峰值通态电压 Peak on-state voltage	V_{TM}	I_{TM}=10A		-	1.4	1.7	V
门极触发电压 Gate trigger voltage	V_{GT}	V_{DM}=12V,R_L=100Ω		-	-	1.5	V
门极开通时间Gate controlled turn-on time	tgt	I_{TM}=12A, V_{DM}=$V_{DRM(MAX)}$, I_G=0.1A, dI_G/dt=5A/μS		-	2	-	μs
门极触发电流 Gate trigger current	I_{GT}	V_{DM}=12V, R_L=100Ω	MT1(-),MT2(+),G(+)	≤10			mA
			MT1(-),MT2(+),G(-)				mA
			MT1(+),MT2(-),G(-)				mA
维持电流 Holding current	I_H	V_{DM}=12V, I_{GT}=0.1A		≤20			mA
擎住电流 Latching current	I_L	V_{DM}=12V,I_{GT}=0.1A		≤50			mA
断态临界电压上升率 Rise of off- state voltage	dV/dt	V_{DM}=67% $V_{DRM(MAX)}$, Tj=125℃, gate open		40	-	-	V/μs

热特性 THERMAL CHARACTERISTIC

项目 Parameter	符号 Symbol	条件 Condition	最小 Min	典型 Typ	最大 Max	单位 Unit
结到管壳的热阻 Thermal resistance junction to case	$R_{th(j-c)}$	full cycle(TO-220MF-K1)			3.6	℃/W
		full cycle(TO-220S)			2.2	℃/W
		full cycle(TO-220C/TO-263)			1.2	℃/W

电绝缘特性 ELECTRICAL ISOLATION

项目 Parameter	符号 Symbol	条件 Condition	数值 Value	单位 Unit
绝缘电压 Isolationvoltage	V_{ISOL}	1 minute,leads tomounting tabTO-220MF-K1	2000	V

特征曲线ELECTRICAL CHARACTERISTICS (curves)

P_{tot}- $I_{T(RMS)}$

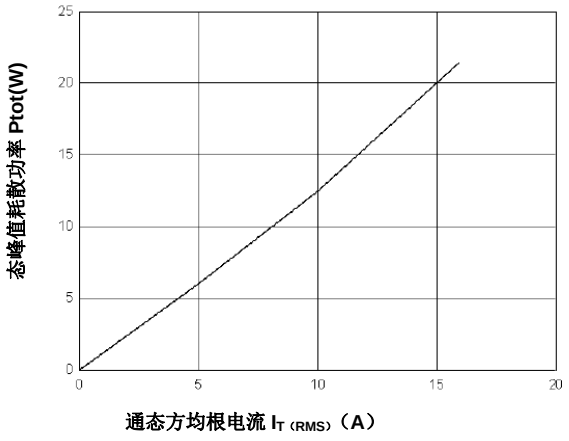

$I_{T(RMS)}$ – T_c

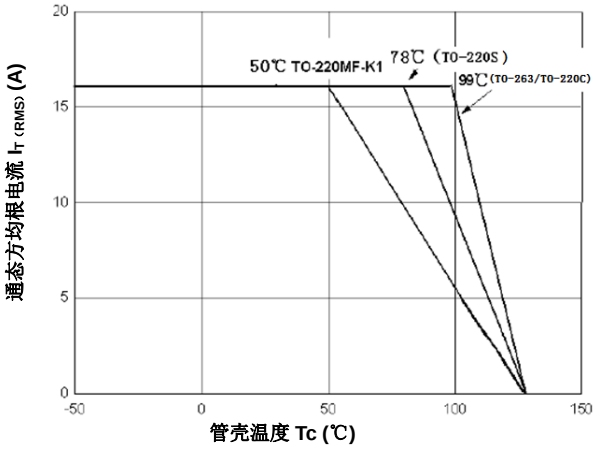

I_{TSM}- tp

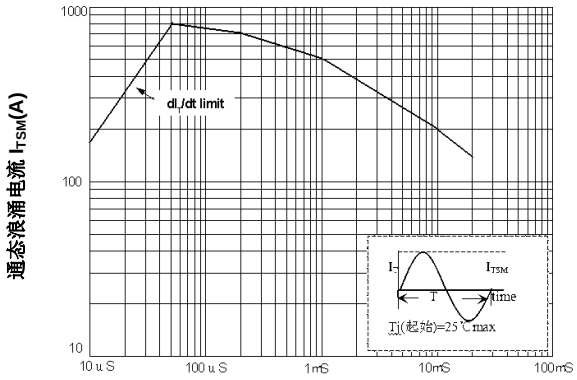

$I_{T(RMS)}$-ts

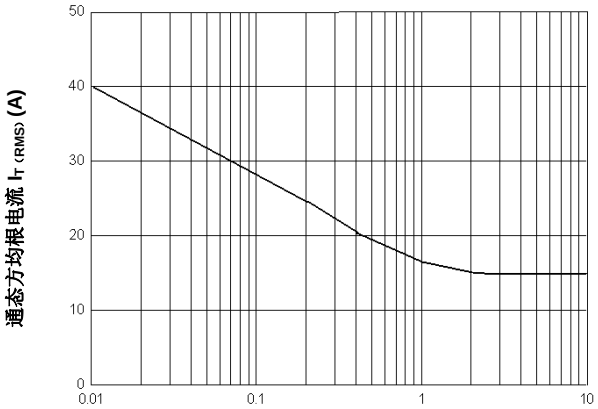

$I_{GT}(Tj)/I_{GT}(25℃)$ - Tj

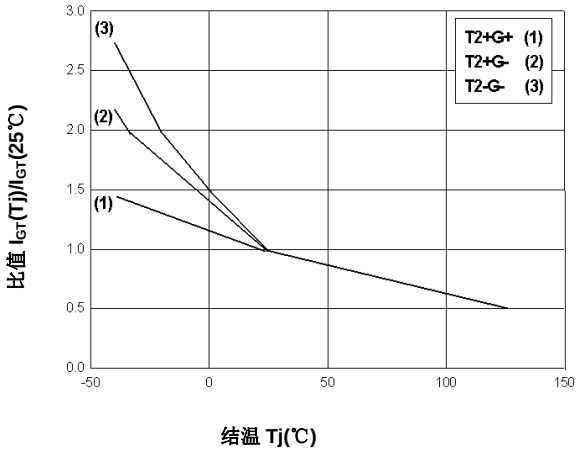

V_{TM} - I_T

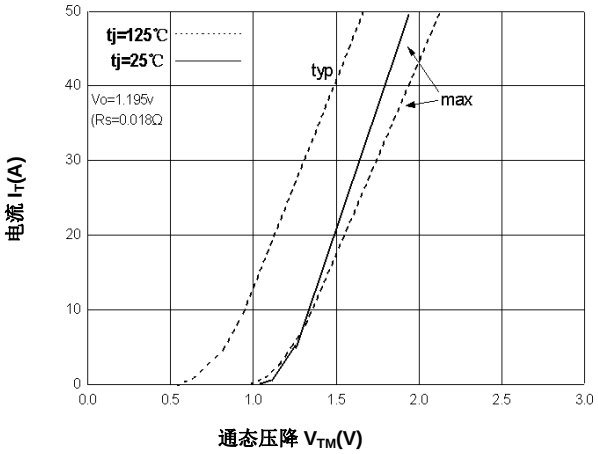

外形尺寸 PACKAGE MECHANICAL DATA

TO-220C

单位 **Unit ：mm**

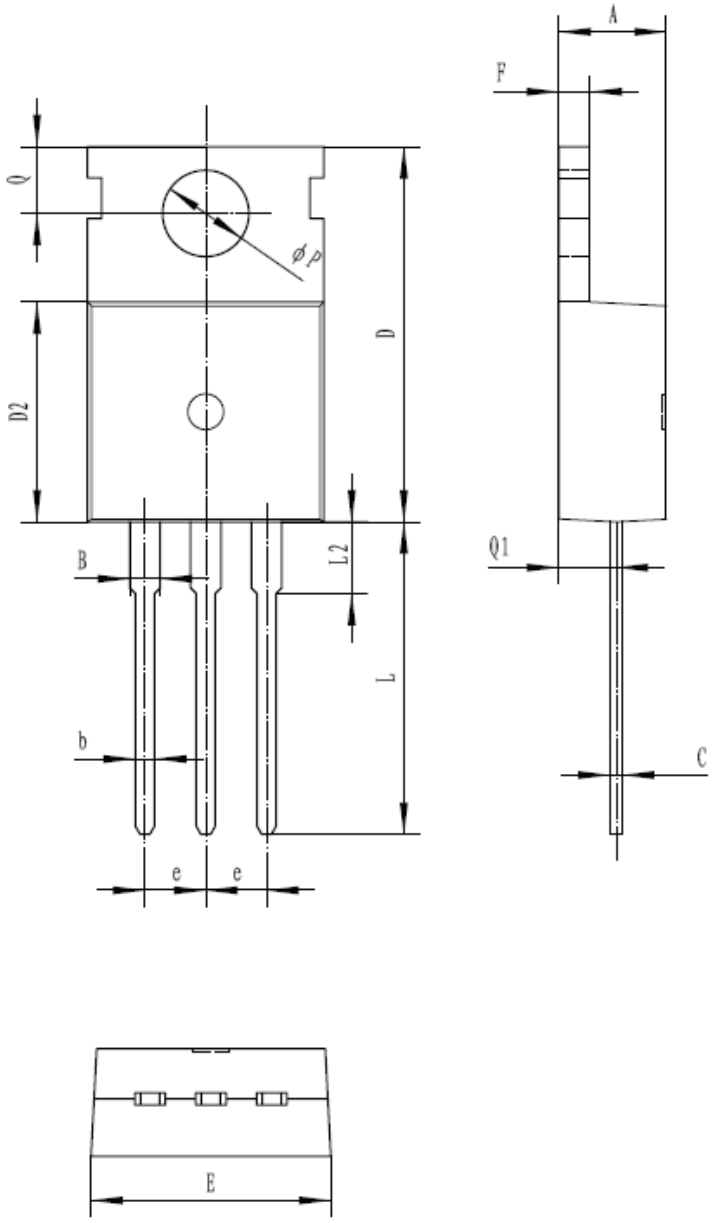

符号 symbol	MIN	MAX
A	4.30	4.70
B	1.22	1.40
b	0.70	0.95
c	0.40	0.65
D	15.20	16.20
D2	9.00	9.40
E	9.70	10.10
e	2.39	2.69
F	1.25	1.40
L	12.60	13.60
L2	2.80	3.20
Q	2.60	3.00
Q1	2.20	2.60
P	3.50	3.80

外形尺寸 PACKAGE MECHANICAL DATA

TO-220S 单位 Unit ： mm

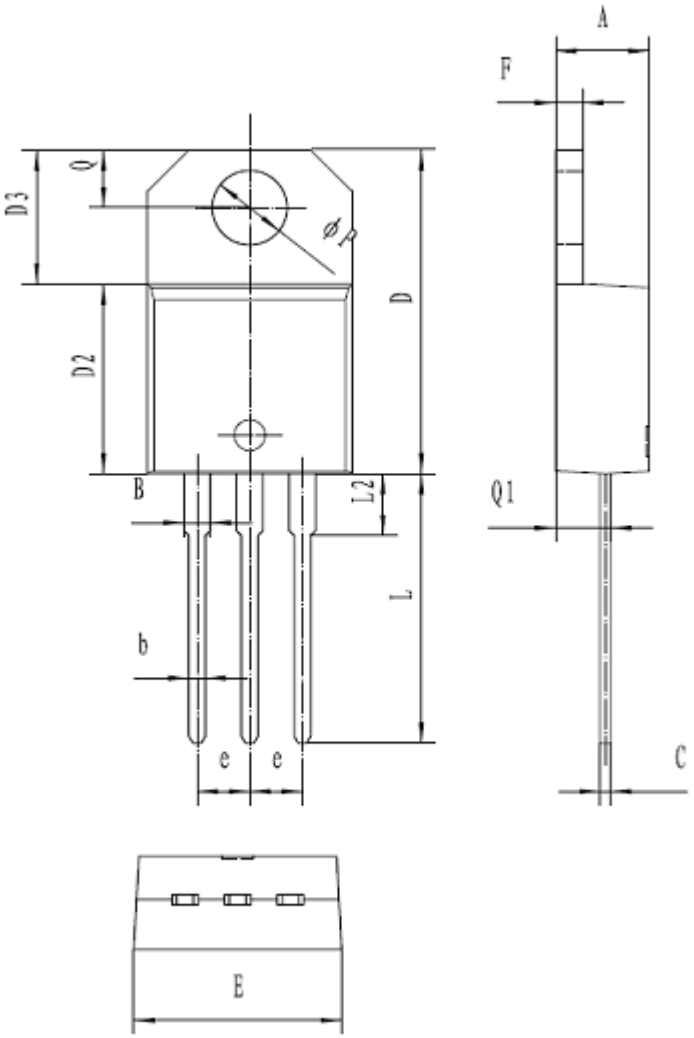

符号 symbol	MIN	MAX
A	4.40	4.60
B	1.14	1.70
b	0.61	0.88
C	0.47	0.70
D	15.20	15.90
D2	8.60	9.70
D3	6.20	6.60
E	10.00	10.40
e	2.40	2.70
F	1.23	1.32
L	13.00	14.00
L2	typ. 3.75	
Q	2.65	2.95
Q1	2.89	3.42
P	3.72	3.85

外形尺寸 **PACKAGE MECHANICAL DATA**

TO-263

单位 **Unit ： mm**

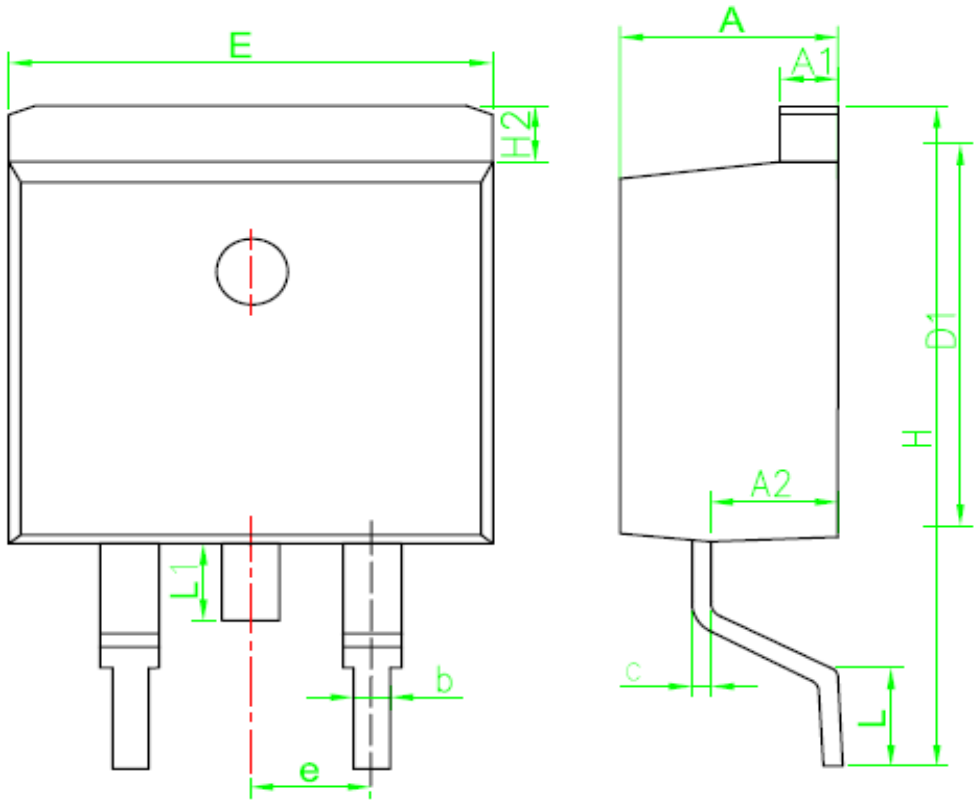

SYMBOL	MM	
	MIN	MAX
A	4.30	4.80
A1	1.12	1.42
A2	2.54	2.84
b	0.67	1.00
c	0.29	0.52
D1	8.40	9.00
E	9.80	10.46
e	2.54BSC	
H	14.00	16.00
H2	1.12	1.45
L	1.50	3.10
L1	1.45	1.70

外形尺寸PACKAGE MECHANICAL DATA

TO-220MF-K1　　单位 Unit ：mm

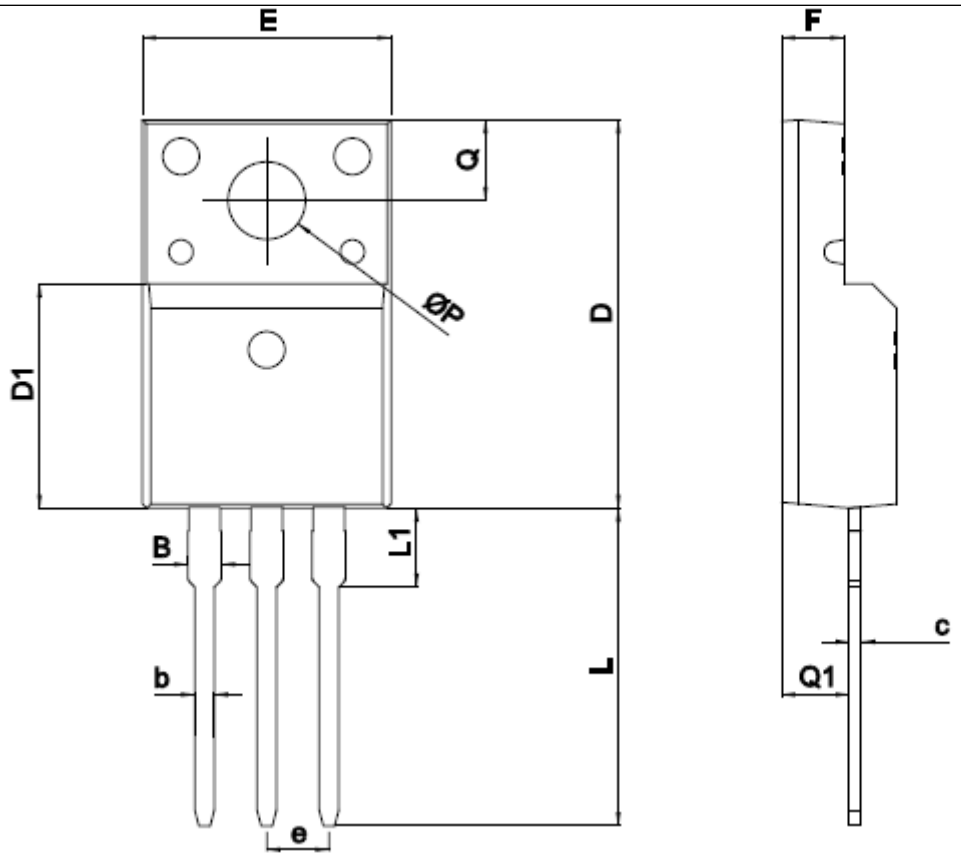

SYMBOL	mm	
	MIN	MAX
A	4.5	4.9
B	1.22	1.47
b	0.7	0.9
c	0.45	0.60
D	15.6	16.1
D1	9.0	9.3
e	2.54TYPE	
E	9.9	10.4
F	2.3	2.8
L	12.6	13.3
L1	3.1	3.4
Q	3.2	3.4
Q1	2.6	2.9
ΦP	3.0	3.5

注意事项

1. 吉林华微电子股份有限公司的产品销售分为直销和销售代理，无论哪种方式，订货时请与公司核实。
2. 购买时请认清公司商标，如有疑问请与公司本部联系。
3. 在电路设计时请不要超过器件的绝对最大额定值，否则会影响整机的可靠性。
4. 本说明书如有版本变更不另外告知。

NOTE

1. Jilin Sino-microelectronics co., Ltd sales its product either through direct sales or sales agent , thus, for customers, when ordering , please check with our company.
2. We strongly recommend customers check carefully on the trademark when buying our product, if there is any question, please don't be hesitate to contact us.
3. Please do not exceed the absolute maximum ratings of the device when circuit designing.
4. Jilin Sino-microelectronics co., Ltd reserves the right to make changes in this. specification sheet and is subject to change without prior notice.

联系方式

吉林华微电子股份有限公司
公司地址：吉林省吉林市深圳街 99 号
邮编：132013
总机：86-432-64678411
传真：86-432-64665812
网址：www.hwdz.com.cn

CONTACT

JILIN SINO-MICROELECTRONICS CO., LTD.
ADD: No.99 Shenzhen Street, Jilin City, Jilin Province, China.
Post Code: 132013
Tel： 86-432-64678411
Fax：86-432-64665812
Web Site：www.hwdz.com.cn