




60F60A3

主要参数 MAIN CHARACTERISTICS

IF(AV)	30×2 A
VRRM	600 V
VF(typ)	1.9V
ttr (typ)	26ns

封装 Package TO-3P(H)IS



用途

- UPS
- 开关电源
- PFC
- 逆变焊机

APPLICATIONS

- UPS
- Switch power supply
- PFC
- Inversion Welder

产品特性

- 低正向压降
- 低 IRM 和 Qrr
- 高可靠性
- 环保 (RoHS) 产品

FEATURES

- Low Forward Voltage
- Low IRM and reverse recovery charge
- High reliability
- RoHS product

订货信息 ORDER MESSAGE

订货型号 Order codes		印记 Marking	封装 Package
有卤-条管 Halogen-Tube	无卤-条管 Halogen Free-Tube		
60F60A3-GA-B	60F60A3-GA-BR	60F60A3	TO-3P(H)IS

绝对最大额定值 ABSOLUTE RATINGS ($T_c=25^\circ\text{C}$)

项 目 Parameter	符 号 Symbol	数 值 Value	单 位 Unit
最大反向重复峰值电压 Repetitive peak reverse voltage	V_{RRM}	600	V
最大反向工作峰值电压 Working Peak Reverse Voltage	V_{RWM}	600	V
平均正向整流电流 $T_c=100^\circ\text{C}$ Average Forward Rectified Current	$I_{F(AV)}$	Per Package 60	A
		Per Diode 30	
非重复浪涌正向电流 Non-Repetitive Surge Forward Current $t=8.3\text{ms}$	I_{FSM}	250	A
雪崩能量 Avalanche Energy(per diode) $L=40\text{mH}$	E_{AVL}	20	mJ
结温 Junction Temperature	T_j	-50~+150	$^\circ\text{C}$
储存温度 Storage temperature range	T_{STG}	-50~+150	$^\circ\text{C}$

电特性 ELECTRICAL CHARACTERISTICS ($T_c=25^\circ\text{C}$ unless otherwise specified) per diode

项 目 Parameter	测试条件 Tests conditions		最小值 Value(min)	典型值 Value(typ)	最大值 Value(max)	单 位 Unit
V_R	$I_R=50\mu\text{A}$		600	700	-	V
I_R	$T_j=25^\circ\text{C}$	$V_R=V_{RRM}$	-	-	20	μA
	$T_j=125^\circ\text{C}$		-	-	200	μA
V_F	$T_j=25^\circ\text{C}$	$I_F=30\text{A}$	-	1.9	2.5	V
	$T_j=125^\circ\text{C}$		-	-	2.1	V
T_{rr}	$I_F=1\text{A}, V_R=30\text{V}, di_F/dt=-200\text{A}/\mu\text{s}$		-	26	35	ns
T_{rr}	$I_F=30\text{A}, V_R=200\text{V}, di_F/dt=200\text{A}/\mu\text{s}$ $T_j=25^\circ\text{C}$		-	30	-	ns
I_{RM}			-	1.5	-	A
Q_{rr}			-	23	-	nc
T_{rr}	$I_F=30\text{A}, V_R=200\text{V}, di_F/dt=200\text{A}/\mu\text{s}$ $T_j=125^\circ\text{C}$		-	86	-	ns
I_{RM}			-	3.7	-	A
Q_{rr}			-	160	-	nc

热特性 THERMAL CHARACTERISTICS

项 目 Parameter	符 号 Symbol	最大值 Value(max)	单 位 Unit
结到管壳的热阻 Thermal Resistance Junction to Case	$R_{th(j-c)}$	2.5	$^\circ\text{C}/\text{W}$





特征曲线 ELECTRICAL CHARACTERISTICS (curves)

Fig.1 TYPICAL FORWARD CHARACTERISTICS

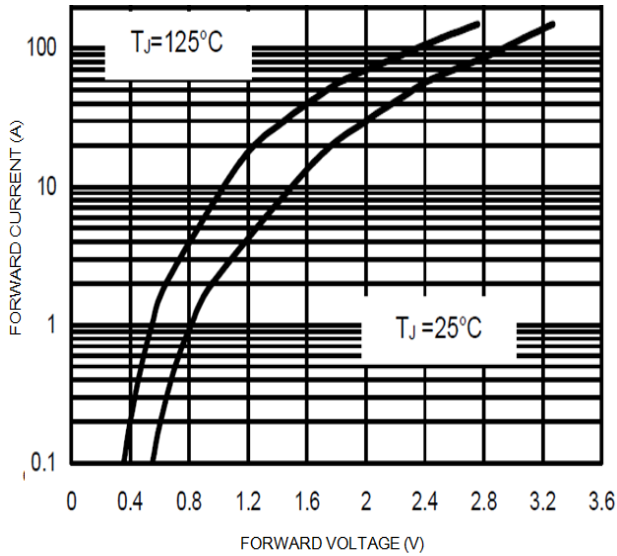


Fig.2 TYPICAL REVERSE CHARACTERISTICS

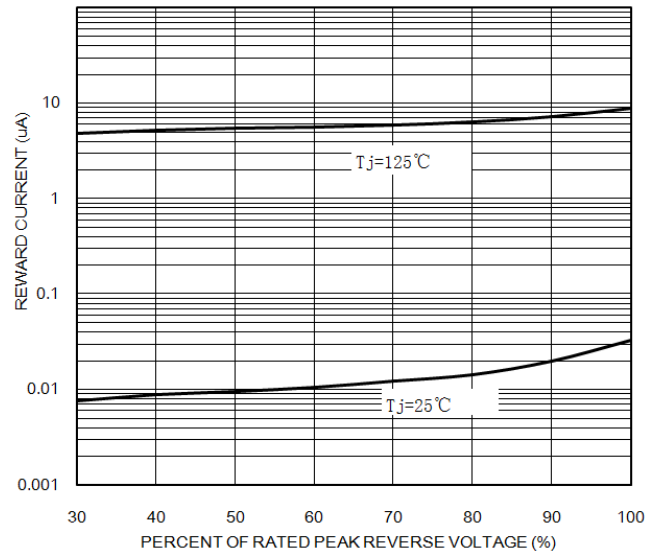


Fig.3 TYPICAL JUNCTION CAPACITANCE

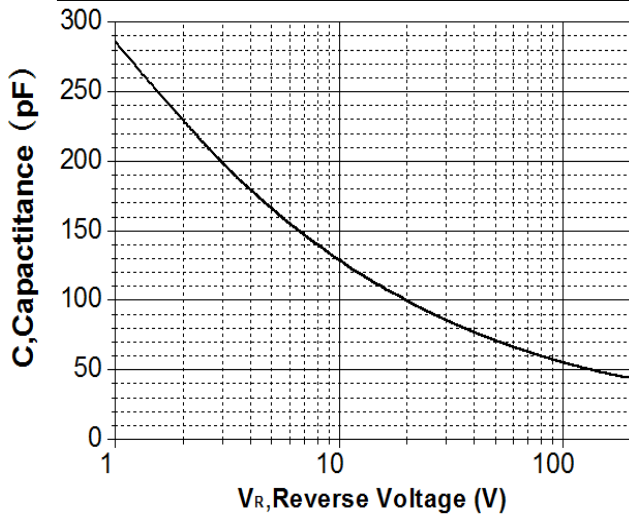


Fig.4 Reverse recovery time versus dI/dt

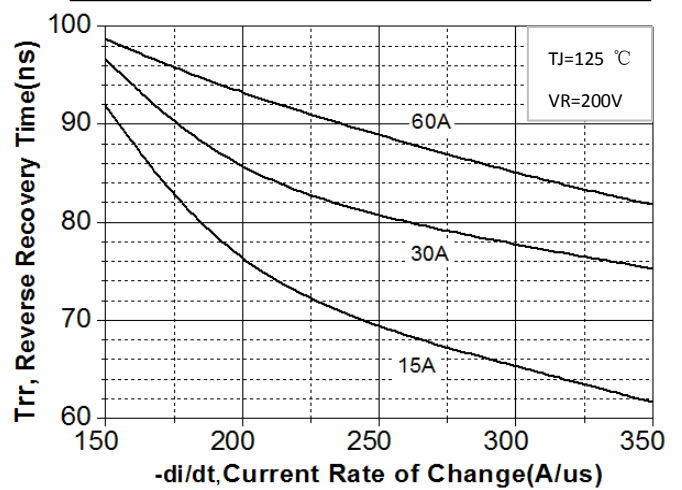


Fig.5 Peak reverse recovery current versus dI/dt

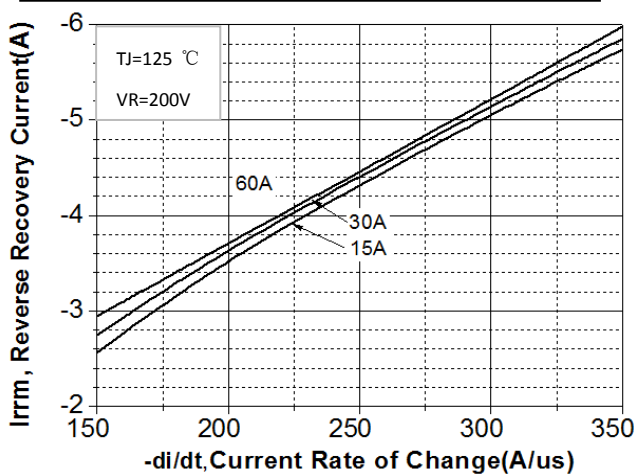
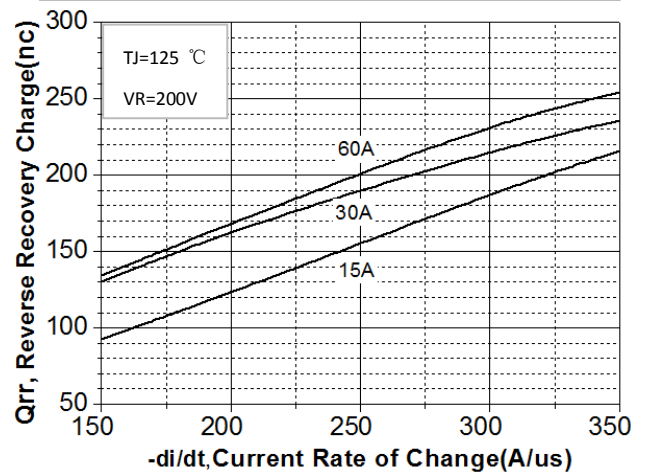


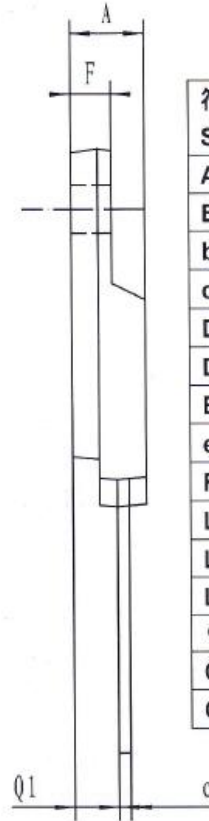
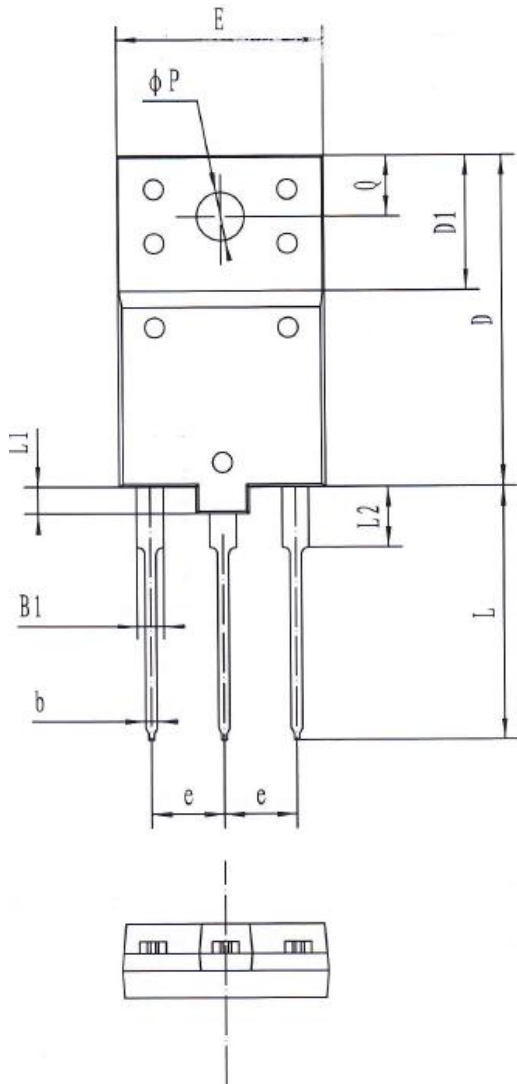
Fig.6 Reverse recovery charges versus dI/dt





TO-3P(H)IS

单位 Unit : mm



符号 Symbol	Min	Max
A	5.2	5.8
B1	1.8	2.2
b	0.75	1.05
c	0.8	1.1
D	24.0	25.0
D1	9.8	10.2
E	15.0	16.0
e	5.45 (typ)	
F	2.7	3.3
L	18.5	19.5
L1	1.8	2.2
L2	4.3	4.7
ΦP	3.4	3.8
Q	4.3	4.7
Q1	3.1	3.5





注意事项

- 1.吉林华微电子股份有限公司的产品销售分为直销和销售代理，无论哪种方式，订货时请与公司核实。
- 2.购买时请认清公司商标，如有疑问请与公司本部联系。
- 3.在电路设计时请不要超过器件的绝对最大额定值，否则会影响整机的可靠性。
- 4.本说明书如有版本变更不另外告知

NOTES

1. Jilin Sino-microelectronics co.Ltd sales its product either through direct sales or sales agent , thus, for customers, when ordering , please check with our company.
2. We strongly recommend customers check carefully on the trademark when buying our product, if there is any question, please don't be hesitate to contact us.
3. Please do not exceed the absolute maximum ratings of the device when circuit designing.
4. Jilin Sino-microelectronics co, Ltd reserves the right to make changes in this specification sheet and is subject to change without prior notice.

联系方式

吉林华微电子股份有限公司

公司地址：吉林省吉林市深圳街 99 号

邮编：132013

总机：86-432-64678411

传真：86-432-64665812

网址：www.hwdz.com.cn

市场营销部

地址：吉林省吉林市深圳街 99 号

邮编：132013

电话：86-432-64675588

64675688

64678411-3098/3099

传真：86-432-64671533

CONTACT

JILIN SINO-MICROELECTRONICS CO.LTD.

ADD: No.99 Shenzhen Street, Jilin City, Jilin Province, China.

Post Code: 132013

Tel: 86-432-64678411

Fax: 86-432-64665812

Web Site: www.hwdz.com.cn

MARKET DEPARTMENT

ADD: No.99 Shenzhen Street, Jilin City, Jilin Province, China.

Post Code: 132013

Tel: 86-432-64675588

64675688

64678411-3098/3099

Fax: 86-432-64671533

